



## DAILY INFORMATION BULLETIN

ISSUED BY GOVERNMENT INFORMATION SERVICES  
BEACONSFIELD HOUSE, HONG KONG. TEL.: 2842 8777

Friday, January 12, 1996

<u>Contents</u>	<u>Page No.</u>
Residential status issue still being discussed .....	1
Need for legal reforms is being considered .....	1
Labour dispute involving imported workers settled .....	4
Retrenchment of imported Chinese workers .....	5
November external trade statistics by country and commodity .....	6
Port Development Strategy Second Review executive summary .....	16
Tuen Mun DB by-election to be held on March 3 .....	17
New WSD regional office in Diamond Hill .....	18
Application for HCFCs free quota invited .....	19
Air Quality Report for December .....	19
Firing practice in January .....	23
Temporary fairway diversion in Victoria Harbour .....	23
CAS first aid competition 1996 .....	24

Land search .....

<u>Contents</u>	<u>Page No.</u>
Land search services improved with computerisation .....	25
Realignment road works for Kwun Tong .....	26
Tenders invited for electronics turnstile system .....	26
Tenders invited for sewerage works .....	27
Amendments to Tuen Mun roadworks proposed .....	28
Extension to Sai Kung Pier proposed .....	28
New jetty on Tai Lei Island .....	29
Hong Kong Monetary Authority money market operations .....	30

### Residential status issue still being discussed

\*\*\*\*\*

In response to press enquiries on a Chinese-language newspaper report about "cut-off date for returning emigrants", a government spokesman today (Friday) stressed that "how Hong Kong people who have emigrated overseas can keep their permanent residence is one of the technical aspects which the Joint Liaison Group (JLG) experts will need to address".

Welcoming the assurance by the Chinese Vice-Premier, Mr Qian Qichen to the Secretary of State for Foreign and Commonwealth Affairs, the Rt Hon Malcolm Rifkind that all those who have permanent residence in Hong Kong will be able to retain it after 1997, the spokesman said: "Following the Vice-Premier's unqualified statement, we have been assured that JLG expert talks on this subject will take place soon and hope that rapid conclusions can be reached."

End

### Need for legal reforms is being considered

\*\*\*\*\*

Please note that the following press release is embargoed until 9 pm today (Friday).

The Solicitor General, Mr Daniel Fung, QC, told an inaugural meeting of the Victoria Junior Chamber this (Friday) evening that no legal system could afford merely to stand still - other common law jurisdictions had carried out reforms and the Hong Kong Government was considering the same need.

"Nowhere does this truism apply more aptly than to Hong Kong at this time of profound constitutional change, the more so especially if we wish to maintain, as we face the onset of the new century, our present position as the leading centre for dispute resolution as well as legal and other services in East Asia and the Western Pacific Basin," he said.

"There are many aspects of professional practice that are obsolete or obsolescent and have been abandoned elsewhere; many restrictions on the ways in which legal services may be offered; and many practices that are non-competitive and may not be in the public interest," he explained.

"We need a strong and independent legal profession. But the legal profession exists to serve the community," Mr Fung continued.

"If legal services do not meet the needs of the consumer, or if they are too expensive, or inefficient, the community may lose faith not only in the legal profession but in our legal system itself. That is not a development that any of us would wish to see."

He was pleased that the Consultation Paper on Legal Services issued by the Legal Department in March last year had elicited a lively response from the public.

Feedback from the consultation exercise demonstrated a wide margin of public support for 34 out of the 40 provisional recommendations, and clear public opposition to only one recommendation. Five recommendations resulted in evenly divided views.

Of the 34 recommendations that received clear public support, eight were for no change, five have been implemented by the Bar Association and Law Society, and a further seven could be so implemented in the near future.

This leaves 14 provisional recommendations which have clear public support and which, if they were to be implemented, would require legislation.

Two of these 14 recommendations, on extending the rights of audience of solicitors to the High Court, and on abolition of scale fees for conveyancing work, are strongly opposed by the Bar Association and the Law Society respectively.

Addressing the arguments raised by the Bar Association that giving extended rights of audience to solicitors would undermine the strength and independence of the Bar, Mr Fung emphasised the Administration's full support for a strong and independent Bar.

"We must, however, bear in the mind that strong and independent Bars exist in other common law jurisdictions where solicitors have full rights of audience.

"The Bar exists because there is a market need for the services of consultants who specialise in courtroom advocacy. Its existence is not - and cannot be made - dependent on any restrictive practice precluding competition," he said.

He did not believe entrants to the legal profession would be dissuaded from joining the Bar if they could acquire extended rights of audience as solicitors.

"The Bar offers the opportunity to undertake consultancy work on a referral basis and the freedom to run your own practice as you wish, whereas a person who joins a solicitor's firm would only be able to do the work assigned to him by the firm's partners.

"A barrister acquires unlimited rights of audience after completing a year's training known as pupillage, whereas a solicitor would need to have at least five years' experience, including traineeship, before he or she becomes eligible even to apply for such rights," he said.

As to the doubts cast by the Bar Association on the cost-effectiveness of solicitors' advocacy services, Mr Fung said the answer had to be that in certain cases, they would be; in other cases, no.

"This is what competition and a free market is all about," he said.

On abolition of the system of scale fees for conveyancing work, Mr Fung pointed out that there were a number of advantages but also significant disadvantages in the system.

"In particular, the absence of price competition means that solicitors have no incentive to be cost-efficient. Moreover, the fees charged in particular cases may not properly reflect the work done or the time taken to do it," he said.

The Law Society had argued that abolition of scale fees would lead to an unseemly and debilitating price-war, resulting in a reduction in the quality of conveyancing work, and pointed to the experience in England where claims of negligent conveyancing work have increased in recent years.

Mr Fung responded: "The quality of conveyancing work is a matter of professional standards.

"Lawyers in Hong Kong are given a monopoly over conveyancing work on the basis that they have the necessary professional competence and standards, and a professional body to discipline those who fail to meet those standards.

"How can those lawyers then say that consumers must pay artificially fixed fees in order to be assured of quality work?"

With regard to the experience in England, Mr Fung noted that no link had been established between the abolition of scale fees in 1973 and the recent increase in negligence claims, nor was there any move to restore scale fees there.

"The English Law Society is now consulting its members on a suggestion that there should be non-mandatory guidelines as to minimum fees, and that any solicitor charging less than these should cease to be covered by the collective indemnity scheme.

"Not only is this not a proposal to restore scale fees, but a senior English judge, who is required to approve any such scheme, has warned that it may be unlawful or contrary to public policy," he said.

"One thing is crystal clear: no new arguments have emerged whether from the legal profession or, indeed, from any quarter.

"The debate on these issues has been simmering, in some cases, for several years. Everyone has had more than ample opportunity to make his or her views known.

"There is clear public support for most of the recommendations we have made and the Government would rightly stand accused of shirking its moral responsibility owed to the community if it should fail to take them forward," said Mr Fung.

End

#### Labour dispute involving imported workers settled

\*\*\*\*\*

The labour dispute involving 239 imported workers from China, their employer, the Success Civil and Foundation Company Limited and the principal contractor, the BCJ Joint Venture, was satisfactorily settled after a seven-hour conciliation meeting chaired by the Chief Labour Officer (Labour Relations), Mr Tsang Kin-woo, at the Labour Department Headquarters today (Friday).

During the meeting which concluded at about 5.30 pm, a settlement agreement was reached under which each imported worker affected by the retrenchment would be provided with an ex-gratia payment of \$5,000.

The imported workers affected by the retrenchment will collect the ex-gratia payment together with all other statutory benefits under the Employment Ordinance at the Airport Authority office at Lok On Pai, Tuen Mun, at 9.30 am tomorrow (Saturday).

The workers were made redundant because the works contract of Success Civil and Foundation Company Limited had been terminated by BCJ Joint Venture in November 1995.

End

#### Retrenchment of imported Chinese workers

\* \* \* \* \*

The Government today (Friday) confirmed that four sub-contractors for the West Kowloon Expressway's southern section have this afternoon terminated the employment of 72 imported Chinese workers.

The Labour Department is providing conciliation services and is holding a meeting with workers' representatives and the four sub-contractors at the site.

A government spokesman said the principal contractor, Aoki Corporation, had indicated that the workers were being retrenched because the works carried out by these four sub-contractors had been substantially completed.

The four sub-contractors are Hop Shing Transport and Construction Co, Wing Kee Construction Engineering Co, Fender Construction Co and Albert Tse Engineering Survey Ltd.

Under the Employment Ordinance, employers may terminate the employment contract of their employees by giving the required notice or payment in lieu of notice, and all sums due to an employee such as wages for work done, overtime pay, statutory holiday pay, pro-rata annual leave pay and where appropriate, travel costs and so on.

Under the normal rules of the labour importation scheme, the imported workers will have to return to China, their country of origin. In doing so, the contractor and the Labour Department are taking steps to ensure that the workers are paid in full compliance with the laws of Hong Kong and the terms of their employment contracts.

End

### November external trade statistics by country and commodity

\* \* \* \* \*

The Census and Statistics Department today (Friday) released detailed statistics on external trade with breakdown by country/territory and commodity for November 1995.

The value of re-exports continued to increase, by 8.1% over a year earlier to \$93.8 billion in November 1995.

Comparing November 1995 with November 1994, the value of re-exports to most of the main destinations showed increases of various magnitudes: the Netherlands (+34%), the United Kingdom (+25%), France (+24%), Japan (+22%), South Korea (+14%), Singapore (+11%), China (+9.3%), Taiwan (+8.5%) and Germany (+8.3%).

However, the value of re-exports to the United States decreased slightly, by 2.4%.

Changes in the value of Hong Kong's re-exports to 10 main destinations are shown in Table 1.

The value of re-exports in the first eleven months of 1995 was \$1,017.3 billion, 17% higher than that in the same period in 1994.

Comparing the first 11 months of 1995 with the same period in 1994, the value of re-exports to all main destinations showed increases of various magnitudes: Singapore (+29%), France (+28%), Japan (+27%), Taiwan (+25%), the Netherlands (+24%), China (+18%), the United Kingdom (+18%), South Korea (+16%), the United States (+11%) and Germany (+9.7%).

Table 2 shows changes in the value of re-exports of 10 principal commodity divisions.

Comparing the first 11 months of 1995 with the same period in 1994, increases of various magnitudes were recorded in the value of re-exports of most principal commodity divisions.

More notable increases were registered for electrical machinery, apparatus and appliances, and electrical parts thereof (by \$28.5 billion or 38%); telecommunications and sound recording and reproducing apparatus and equipment (by \$19.7 billion or 22%); office machines and automatic data processing machines (by \$18.6 billion or 57%); miscellaneous manufactured articles consisting mainly of baby carriages, toys, games and sporting goods (by \$18.1 billion or 16%); textiles (by \$10.4 billion or 14%); and plastics in primary forms (by \$8.8 billion or 47%).

Over the same period, re-exports of clothing fell by \$1.5 billion, representing a decrease of 1.7% over a year earlier.

The value of domestic exports in November 1995, at \$18.8 billion, decreased by 7.9% over a year earlier. This was partly due to a relatively high base of comparison in November last year, when domestic exports showed an increase of 6.8%.

Comparing November 1995 with November 1994, the value of domestic exports to most main destinations showed decreases of various magnitudes: the Netherlands (-16%), Germany (-14%), France (-13%), the United States (-12%), Singapore (-10%), China (-7.8%), Canada (-4.9%), Japan (-3.3%) and the United Kingdom (-2.9%).

However, the value of domestic exports to Taiwan increased substantially, by 22%.

Changes in the value of domestic exports to 10 main destinations are shown in Table 3.

Comparing the first 11 months of 1995 with the same period in 1994, the value of domestic exports to most main destinations showed increases of various magnitudes: Taiwan (+31%), France (+16%), Japan (+15%), the Netherlands (+9%), the United Kingdom (+7.3%), Canada (+6%), China (+3.8%), Singapore (+0.6%) and the United States (+0.2%).

However, the value of domestic exports to Germany decreased by 5%.

Taking all destinations together, the value of domestic exports in the first 11 months of 1995, at \$211.5 billion, increased by 4.7% over the same period in 1994.

Table 4 shows changes in the value of domestic exports of 10 principal commodity divisions.

Comparing the first 11 months of 1995 with the same period in 1994, increases in the value of domestic exports were registered for electrical machinery, apparatus and appliances, and electrical parts thereof (by \$6.1 billion or 27%); clothing (by \$1.2 billion or 1.9%); photographic apparatus, equipment and supplies, optical goods, watches and clocks (by \$1 billion or 6.8%); miscellaneous manufactured articles consisting mainly of jewellery, goldsmiths' and silversmiths' wares (by \$558 million or 3.1%); and plastics in primary form (by \$527 million or 15%).

Over the same period, decreases in the value of domestic exports were recorded for telecommunications and sound recording and reproducing apparatus and equipment (by \$941 million or 8.8%); and textiles (by \$865 million or 6.3%). The value of imports continued to increase, by 6.7% over a year earlier to \$124.9 billion in November 1995.

Changes in the value of imports from 10 main suppliers are shown in Table 5.

Comparing November 1995 with November 1994, increases were recorded in the value of imports from France (+76%), Malaysia (+41%), Singapore (+21%), the United States (+20%), South Korea (+6.8%), China (+5.7%) and Taiwan (+4.8%). However, the value of imports from Germany, the United Kingdom and Japan decreased by 16%, 12% and 2.7% respectively.

Comparing the first 11 months of 1995 with the same period in 1994, the value of imports from all main suppliers showed increases of various magnitudes: France (+84%), Malaysia (+44%), the United States (+29%), South Korea (+28%), Singapore (+27%), Taiwan (+21%), the United Kingdom (+20%), China (+15%), Japan (+14%) and Germany (+12%).

The value of imports in the first eleven months of 1995, at \$1,363.5 billion, increased by 20% over the same period in 1994.

Table 6 shows changes in the value of imports of 10 principal commodity divisions.

Comparing the first 11 months of 1995 with the same period in 1994, increases were recorded in the value of imports of most principal commodity divisions.

More notable increases were registered for electrical machinery, apparatus and appliances, and electrical parts thereof (by \$44.9 billion or 36%); telecommunications and sound recording and reproducing apparatus and equipment (by \$23.6 billion or 21%); office machines and automatic data processing machines (by \$18.6 billion or 43%); miscellaneous manufactured articles consisting mainly of baby carriages, toys, games and sporting goods (by \$13.1 billion or 16%); textiles (by \$12.2 billion or 11%); and photographic apparatus, equipment and supplies, optical goods, watches and clocks (by \$8.4 billion or 17%).

Over the same period, a decrease in the value of imports was recorded for road vehicles (by \$5.1 billion or 11%).

All the trade statistics described here are measured at current prices and no account has been taken of changes in prices between the periods of comparison. A separate analysis of the volume and price movements of external trade for November 1995 will be released in early February.

Detailed trade statistics analysed by commodity and by country/ territory are published in trade statistics reports.

The November 1995 issue of the Hong Kong External Trade with detailed analyses on the performance of Hong Kong's external trade in November 1995 will be on sale at \$122 per copy around January 23.

The report can be purchased at either the Government Publications Centre, ground floor, Low Block, Queensway Government Offices, 66 Queensway, Hong Kong, or the Publications Unit of the Census and Statistics Department, 19th Floor, Wanchai Tower, 12 Harbour Road, Wan Chai, Hong Kong.

Enquiries regarding regular subscription to this report may be directed to the Publications (Sales) Office, 28th Floor, Siu On Centre, 188 Lockhart Road, Wan Chai, Hong Kong, Tel 2598 8194, and enquiries on trade statistics to the Census and Statistics Department, Tel 2582 4915.

-----

TABLE 1 : RE-EXPORTS TO TEN MAIN DESTINATIONS

DESTINATION	NOV 1995 (HKD Mn.)	NOV 95 OVER NOV 94 (% CHANGE)	JAN-NOV 1995 (HKD Mn.)	JAN-NOV 95 OVER JAN-NOV 94 (% CHANGE)
CHINA	32,375	+ 9.3	348,463	+ 18.4
UNITED STATES	17,348	- 2.4	214,368	+ 10.5
JAPAN	6,864	+ 22.4	63,815	+ 27.5
GERMANY	4,103	+ 8.3	41,404	+ 9.7
UNITED KINGDOM	3,099	+ 24.9	29,528	+ 18.3
TAIWAN	2,455	+ 8.5	25,408	+ 24.6
SINGAPORE	2,348	+ 11.2	23,779	+ 28.8
SOUTH KOREA	1,637	+ 13.7	17,587	+ 16.3
FRANCE	1,440	+ 24.4	15,836	+ 28.4
NETHERLANDS	1,526	+ 33.5	15,156	+ 24.4

TABLE 2 : RE-EXPORTS OF TEN PRINCIPAL COMMODITY DIVISIONS

COMMODITY DIVISION	NOV 1995 (HKD Mn.)	NOV 95 OVER NOV 94 (% CHANGE)	JAN-NOV 1995 (HKD Mn.)	JAN-NOV 95 OVER JAN-NOV 94 (% CHANGE)
MISCELLANEOUS MANUFACTURED ARTICLES (MAINLY BABY CARRIAGES, TOYS, GAMES AND SPORTING GOODS)	11,777	+ 8.8	131,878	+ 16.0
TELECOMMUNICATIONS AND SOUND RECORDING AND REPRODUCING APPARATUS AND EQUIPMENT	10,096	+ 5.4	109,569	+ 21.9
ELECTRICAL MACHINERY, APPARATUS AND APPLIANCES, AND ELECTRICAL PARTS THEREOF	9,831	+ 10.8	104,484	+ 37.6
TEXTILE YARN, FABRICS, MADE-UP ARTICLES AND RELATED PRODUCTS	7,348	- 4.7	85,373	+ 13.9
ARTICLES OF APPAREL AND CLOTHING ACCESSORIES	7,269	+ 0.3	83,418	- 1.7
FOOTWEAR	4,628	+ 10.4	54,954	+ 12.7
OFFICE MACHINES AND AUTOMATIC DATA PROCESSING MACHINES	5,359	+ 38.7	51,555	+ 56.6
PHOTOGRAPHIC APPARATUS, EQUIPMENT AND SUPPLIES, OPTICAL GOODS, WATCHES AND CLOCKS	4,882	+ 4.7	46,007	+ 21.1
TRAVEL GOODS, HANDBAGS AND SIMILAR CONTAINERS	2,584	+ 2.4	32,198	+ 14.1
PLASTICS IN PRIMARY FORMS	2,557	+ 26.4	27,735	+ 46.7

TABLE 3 : DOMESTIC EXPORTS TO TEN MAIN DESTINATIONS

DESTINATION	NOV 1995 (HKD Mn.)	NOV 95 OVER NOV 94 (% CHANGE)	JAN-NOV 1995 (HKD Mn.)	JAN-NOV 95 OVER JAN-NOV 94 (% CHANGE)
CHINA	5,142	- 7.8	58,281	+ 3.8
UNITED STATES	4,846	- 12.1	55,943	+ 0.2
SINGAPORE	1,007	- 10.0	11,255	+ 0.6
JAPAN	1,013	- 3.3	10,899	+ 15.3
GERMANY	1,030	- 14.2	10,859	- 5.0
UNITED KINGDOM	932	- 2.9	9,862	+ 7.3
TAIWAN	718	+ 21.8	7,345	+ 31.5
NETHERLANDS	349	- 16.3	4,557	+ 9.0
CANADA	302	- 4.9	3,937	+ 6.0
FRANCE	263	- 12.7	2,871	+ 15.6

TABLE 4 : DOMESTIC EXPORTS OF TEN PRINCIPAL COMMODITY DIVISIONS

COMMODITY DIVISION	NOV 1995 (HKD Mn.)	NOV 95 OVER NOV 94 (% CHANGE)	JAN-NOV 1995 (HKD Mn.)	JAN-NOV 95 OVER JAN-NOV 94 (% CHANGE)
ARTICLES OF APPAREL AND CLOTHING ACCESSORIES	5,687	- 8.9	66,690	+ 1.9
ELECTRICAL MACHINERY, APPARATUS AND APPLIANCES, AND ELECTRICAL PARTS THEREOF	2,794	+ 20.9	28,835	+ 27.1
MISCELLANEOUS MANUFACTURED ARTICLES (MAINLY JEWELLERY, GOLDSMITHS' AND SILVERSMITHS' WARES)	1,741	- 2.0	18,391	+ 3.1
OFFICE MACHINES AND AUTOMATIC DATA PROCESSING MACHINES	1,352	- 29.4	16,507	+ 3.0
PHOTOGRAPHIC APPARATUS, EQUIPMENT AND SUPPLIES, OPTICAL GOODS, WATCHES AND CLOCKS	1,626	- 14.5	15,664	+ 6.8
TEXTILE YARN, FABRICS, MADE-UP ARTICLES AND RELATED PRODUCTS	1,175	- 14.2	12,958	- 6.3
TELECOMMUNICATIONS AND SOUND RECORDING AND REPRODUCING APPARATUS AND EQUIPMENT	748	- 26.0	9,800	- 8.8
MANUFACTURES OF METALS	374	- 1.1	4,235	- 0.4
PLASTICS IN PRIMARY FORMS	357	- 5.2	4,150	+ 14.6
PAPER, PAPERBOARD, AND ARTICLES OF PAPER PULP, OF PAPER OR OF PAPERBOARD	229	- 13.4	2,717	+ 1.1

TABLE 5 : IMPORTS FROM TEN MAIN SUPPLIERS

SUPPLIER	NOV 1995 (HKD Mn.)	NOV 95 OVER NOV 94 (% CHANGE)	JAN-NOV 1995 (HKD Mn.)	JAN-NOV 95 OVER JAN-NOV 94 (% CHANGE)
CHINA	45,296	+ 5.7	494,316	+ 15.3
JAPAN	17,116	- 2.7	202,664	+ 13.9
TAIWAN	10,959	+ 4.8	118,287	+ 21.4
UNITED STATES	10,012	+ 20.2	105,028	+ 28.7
SINGAPORE	7,139	+ 21.3	71,680	+ 27.5
SOUTH KOREA	5,907	+ 6.8	67,352	+ 28.1
GERMANY	2,422	- 15.6	29,229	+ 12.1
UNITED KINGDOM	2,622	- 11.6	27,768	+ 20.3
MALAYSIA	2,575	+ 40.7	26,149	+ 44.1
FRANCE	2,445	+ 76.4	25,548	+ 84.0

TABLE 6 : IMPORTS OF TEN PRINCIPAL COMMODITY DIVISIONS

COMMODITY DIVISION	NOV 1995 (HKD Mn.)	NOV 95 OVER NOV 94 (% CHANGE)	JAN-NOV 1995 (HKD Mn.)	JAN-NOV 95 OVER JAN-NOV 94 (% CHANGE)
ELECTRICAL MACHINERY, APPARATUS AND APPLIANCES, AND ELECTRICAL PARTS THEREOF	15,622	+ 10.9	170,240	+ 35.8
TELECOMMUNICATIONS AND SOUND RECORDING AND REPRODUCING APPARATUS AND EQUIPMENT	11,757	+ 5.7	133,366	+ 21.5
TEXTILE YARN, FABRICS, MADE-UP ARTICLES AND RELATED PRODUCTS	10,508	- 1.1	120,037	+ 11.3
MISCELLANEOUS MANUFACTURED ARTICLES (MAINLY BABY CARRIAGES, TOYS, GAMES AND SPORTING GOODS)	9,001	+ 12.2	96,386	+ 15.7
ARTICLES OF APPAREL AND CLOTHING ACCESSORIES	7,989	- 0.8	89,408	+ 1.6
OFFICE MACHINES AND AUTOMATIC DATA PROCESSING MACHINES	6,083	+ 23.7	61,972	+ 42.9
PHOTOGRAPHIC APPARATUS, EQUIPMENT AND SUPPLIES, OPTICAL GOODS, WATCHES AND CLOCKS	5,487	- 8.5	57,640	+ 17.0
FOOTWEAR	4,159	+ 8.6	48,025	+ 11.9
ROAD VEHICLES	3,727	- 19.9	42,437	- 10.8
NON-METALLIC MINERAL MANUFACTURES	3,704	- 0.9	40,569	+ 10.8

End

Port Development Strategy Second Review executive summary

\* \* \* \* \*

The Executive Summary of the Port Development Strategy Second Review has been published.

The bilingual document contains a summary of the findings of the review and a revised strategy for port development.

A spokesman for the Planning Department said today (Friday) that the Second Review was undertaken by the Planning Department in collaboration with the Port Development Board since April 1993.

"The review, completed in June last year, provides an update of the First Review completed in March 1992 and identifies the revised elements of the Port Development Strategy for incorporation into the Port Development Plan and Programme," he said.

In the Second Review, the demand for different types of port facilities and ancillary facilities such as typhoon shelters and ship repair facilities have been assessed based on the Port Cargo Forecasts. The result is then used as an input to the review of the Port Development Strategy.

The Second Review also includes an assessment of possible solution spaces against a set of evaluation criteria including site location, cost and programme.

"The end result of the review is a recommended 'Plan of Action' for port development up to the year 2011, covering aspects including container terminals, buoys and anchorage areas, cargo working areas, river trade terminals, typhoon shelters, ship repair facilities and essential port services," the spokesman added.

Copies of the executive summary are available for sale at \$24 per copy at the Government Publications Centre, ground floor, Low Block, Queensway Government Offices, 66 Queensway, Hong Kong.

It is also available for public inspection at the Planning Department's Planning Information and Technical Administration Unit, 16th floor, Murray Building, Garden Road, Hong Kong.

End

Tuen Mun DB by-election to be held on March 3

\*\*\*\*\*

A by-election to fill a seat of the Tin King constituency of the Tuen Mun District Board will be held on Sunday, March 3, a spokesman for the Registration and Electoral Office (REO) said today (Friday).

The office of the board member of the Tin King constituency was declared vacant in a gazette notice published today following the resignation of Mr Li Man-kwong with effect from January 1, 1996.

Nomination period for the by-election will be from January 19 to February 1. Nomination forms are available at the Tuen Mun District Office, second floor, Tuen Mun Government Offices, 1 Tuen Hi Road, Tuen Mun and REO, 10th floor, Harbour Centre, 25 Harbour Road, Wan Chai.

To qualify for nomination, a candidate must satisfy the relevant provisions laid down under the law. He must be aged 21 or over, be a registered elector and has ordinarily resided in Hong Kong for the three years immediately preceding nomination. Each nomination must be subscribed by at least 10 registered electors of the constituency.

The Tin King constituency, comprising mainly Tin King Estate, Siu Pong Court and Siu Kwai Court, has an electorate of 8,387.

Poll will be held unless the seat is uncontested.

Meanwhile, a by-election to fill a seat in Siu Hei constituency of Tuen Mun District Board is scheduled for March 24, with the nomination period scheduled between February 9 and 23.

The seat will fall vacant when the resignation of Mr Ng Wai-cho, member of the office, becomes effective on February 1.

A notice of vacation of office will be published in the Government Gazette in due course.

Enquiries may be made to REO on 2827 1122.

End

New WSD regional office in Diamond Hill

\* \* \* \* \*

The Water Supplies Department (WSD) has opened its first regional office for Kowloon and the New Territories to provide better services to its customers.

The new Mainland South East Regional Office, located at 180 Po Kong Village Road, Diamond Hill, is easily accessible from either the Wong Tai Sin or Choi Hung Mass Transit Railway stations.

Speaking at today's (Friday) opening ceremony, the Director of Water Supplies, Mr Hu Man-shiu, said the new office marked a significant milestone achieved by WSD in physically regionalising its offices in order to provide a more efficient service to its customers.

"The new office, which already started operating since December 15, will also help relieve the overcrowding condition of our Mong Kok office," he said.

With a total area of 8,200 square metres, the new Mainland South East Regional Office is responsible for the daily operation and maintenance of the water supply systems and to provide technical services to customers in Wong Tai Sin, Kwun Tong, Tseung Kwan O and Sai Kung.

However, all technical faults complaints such as watermain burst, leaks or weak water supply pressure should continue to be directed to the Technical Complaint Centre at 128, Sai Yee Street, Mong Kok, using the 24-hour hotline 2396 0210 and the faxline 2396 5731.

End

Application for HCFCs free quota invited

\* \* \* \* \*

The Gazette today (Friday) published a notice inviting applications for free quotas for the retained imports of 34 types of hydrochlorofluorocarbons (HCFCs) for this year.

"To protect the ozone layer, the Environmental Protection Department is implementing a quota system to control local consumption of HCFCs in accordance with the latest requirements of the Montreal Protocol," Senior Environmental Protection Officer, Mr Lai Ping-nam said.

"According to the Protocol, Hong Kong's consumption of HCFCs in 1996 should be no more than 2,706 tonnes of HCFC-22 or equivalent.

"This quantity should be sufficient for Hong Kong's market for the moment and the target is to phase out the import for local consumption of HCFCs by the year 2030," said Mr Lai.

Current importers with proven records of retained imports of HCFCs have been allocated with normal quotas earlier. Any new traders or people who want to import HCFCs directly from overseas can apply for the quota.

Applications should be submitted in person by 5 pm on February 9 to EPD's Air Management Group, 33rd Floor, Revenue Tower, 5 Gloucester Road, Wan Chai. Late applications will not be accepted.

Application forms or further details can be obtained from the above address or by telephoning 2594 6242 or 2594 6243.

End

Air Quality Report for December

\* \* \* \* \*

The Environmental Protection Department today (Friday) released air quality information for December 1995.

The purpose of the announcement is to keep the public informed of the air quality levels in the territory and to explain the measurements.

The announcement contains monitoring results from Mong Kok, Central/Western and Kwai Chung, which represent three important land use types in the territory:

- \* locations close to road traffic in built-up urban areas,
- \* combined commercial and residential districts, and
- \* districts close to industrial areas.

The reported air pollutants include sulphur dioxide (SO<sub>2</sub>), nitrogen dioxide (NO<sub>2</sub>), total suspended particulates (TSP) which comprise all sizes of dust particles, and the respirable fraction of the dust (RSP). All these pollutants can affect respiratory health in sufficient concentration.

In December, there were no exceedances of the 24-hour Air Quality Objective (AQO) values at any of the three sites and, as usual, Mong Kok station recorded the highest concentrations.

The gases and particles described originated from various sources. SO<sub>2</sub> is mostly produced when fuels that contain sulphur are burned. NO<sub>2</sub> is formed during combustion by the combination of nitrogen and oxygen, and by the atmospheric oxidation of nitric oxide (NO), also a product of combustion.

Vehicle exhaust is an important source of NO and NO<sub>2</sub> in terms of impact on local air quality. It is also a major source of airborne particulate matter, especially the smaller respirable particles.

Diesel-engined vehicles such as taxis, public light buses, passenger coaches, franchised buses and light and heavy goods vehicles are the greatest contributor of particulate matter. Other sources include industry, furnaces and boilers, construction activities, the sea and the soil.

It is worth noting that while the weather and climate always affect the concentrations of pollutants in the air, the only sure way of lowering the levels is to reduce emissions from the man-made sources.

-----

一九九五年十二月份空氣質素報告



HONG KONG AIR QUALITY REPORT FOR DEC.1995

Daily Concentrations ( $\mu\text{g}/\text{m}^3$ ) 每日濃度 (微克/立方米)

Monthly Averages 每月平均

DEC.1995	1	2	3	4	5	6	7	8	9	10	11	12	13	14	15	16	17	18	19	20	21	22	23	24	25	26	27	28	29	30	31	DEC.1995	DEC.1994	MAX	MIN
CW SO <sub>2</sub>	18	21	24	30	31	27	25	26	26	12	27	34	18	21	9	13	13	16	23		21	25	29	21	26	24	23	21	22	25	37	23	17	37	9
NO <sub>2</sub>	74	84	76	84	82	71	80	90	90	54	105	104		82	58	67	50	59	73	79	74	80	93	73	70	71	84	76	76	84	112	79	49	112	50
TSP	145												118						134						165						140	78	165	116	
RSP	95						86						84												105						93	50	105	84	
KC SO <sub>2</sub>	7	12	13	18	21	21	19	23	18	6	30	30	22	19	5	7	7	9	24	12	9	29	24	15	22	16	15	18	19	23	25	17	15	30	5
NO <sub>2</sub>	38	51	46	50	50	49	48	59	60	32	85	72	67	67	30	40	37	38	63	54	41	76	73	37	45	40	54	50	52	70	80	53	44	85	30
TSP	121						128						100						97						120						113	83	126	97	
RSP	88						75						77						62						88						78	39	88	62	
MK SO <sub>2</sub>	19	22	22	29			36	35	28	16	28	42	24	25	13	16	14	22	36	24	26	27	35	23	31	32	33	33	36	40	53	28	48	53	13
NO <sub>2</sub>	102	117	95	99			100	104	110	90	105	122	104	92	66	83	64	61	95	72	91		95		113	104	99	110	109	123	113	98	84	123	61
TSP	169						171						150						162						181						167	141	181	150	
RSP	108						87						101						81						100						95	58	106	81	

Percentage of Air Quality Objective (AQO) 空氣質素指標的百分比

DEC.1995	1	2	3	4	5	6	7	8	9	10	11	12	13	14	15	16	17	18	19	20	21	22	23	24	25	26	27	28	29	30	31	MAX	MIN
CW SO <sub>2</sub>	5	6	7	9	9	8	7	7	7	3	8	10	5	6	3	4	4	5	7		6	7	8	6	7	7	7	6	6	7	11	11	3
NO <sub>2</sub>	49	56	51	56	55	47	53	60	60	36	70	69		55	39	45	33	39	49	53	49	53	62	49	47	47	56	51	51	56	75	75	33
TSP	56												45						52						63						63	45	
RSP	53						48						47												58						58	47	
KC SO <sub>2</sub>	2	3	4	5	6	6	5	7	5	2	9	9	6	5	1	2	2	3	7	3	3	8	7	4	6	5	4	5	5	7	7	9	1
NO <sub>2</sub>	24	34	31	33	33	33	31	39	40	21	57	48	45	45	20	27	25	25	42	36	27	51	49	25	30	27	36	33	35	47	53	57	20
TSP	47						48						38						37						46						48	37	
RSP	49						42						43						34						49						49	34	
MK SO <sub>2</sub>	5	6	6	8			10	10	8	5	8	12	7	7	4	5	4	6	10	7	7	8	10	7	9	9	9	9	10	11	15	15	4
NO <sub>2</sub>	68	78	63	66			67	69	73	60	70	81	69	61	44	55	43	41	63	48	61		63		75	69	66	73	73	82	75	82	41
TSP	65						66						58						62						70						70	58	
RSP	59						48						56						45						56						59	45	

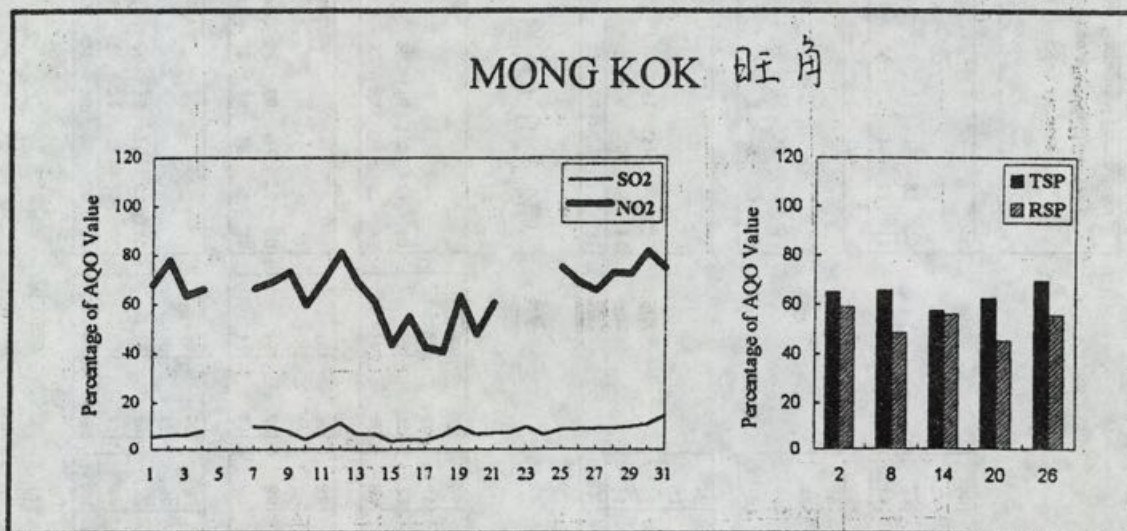
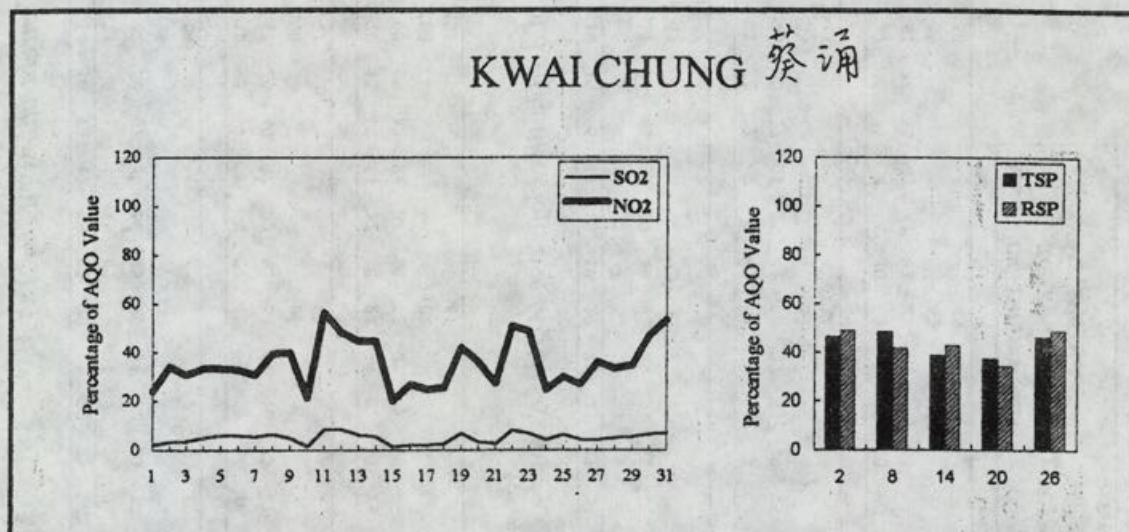
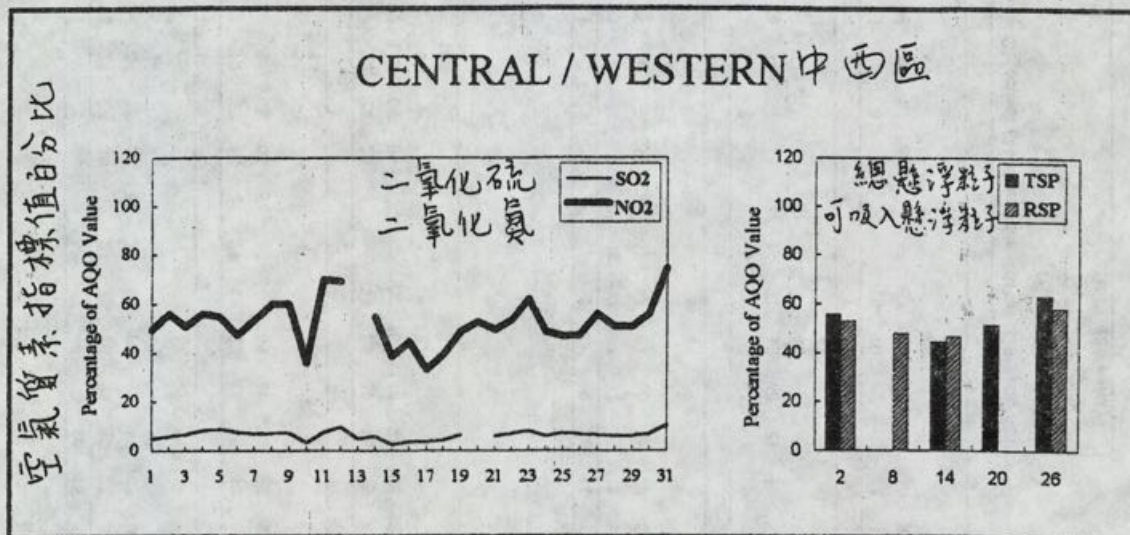
Notes: Air Quality Objectives (24-Hours) for  
 SO<sub>2</sub>: 350  $\mu\text{g}/\text{m}^3$   
 NO<sub>2</sub>: 150  $\mu\text{g}/\text{m}^3$   
 TSP: 260  $\mu\text{g}/\text{m}^3$   
 RSP: 180  $\mu\text{g}/\text{m}^3$

Legend: CW: Central/Western SO<sub>2</sub>: Sulphur Dioxide  
 KC: Kwai Chung NO<sub>2</sub>: Nitrogen Dioxide  
 MK: Mong Kok TSP: Total Suspended Particulates  
 RSP: Respirable Suspended Particulates

一九九五年十二月份空氣質素報告圖表



GRAPHICAL PRESENTATION OF  
24-HOURS AIR QUALITY DATA FOR DEC. 1995



### Firing practice in January

\* \* \* \* \*

Firing practice will take place at the Ha Tsuen/Castle Peak Range on some days this month (January). The public is advised not to enter the area when red flags are hoisted.

Following are the dates and times for the firing practice:

Date	Time
-----	-----
January 18 (Thursday)	8.30 am - 5 pm
January 22 (Monday)	8.30 am - 5 pm
January 24 (Wednesday)	8.30 am - 5 pm
January 25 (Thursday)	8.30 am - 11 pm
January 26 (Friday)	8.30 am - 5 pm

End

### Temporary fairway diversion in Victoria Harbour

\* \* \* \* \*

The Marine Department announced today (Friday) the Central, Southern and Yau Ma Tei Fairways in Victoria Harbour will be re-aligned on Tuesday (January 16) to facilitate the marine works of the Western Harbour Crossing and Airport Railway Tunnel.

Four related buoys will also be relocated.

The department expected that the temporary arrangements would last about 12 months.

Notices to Mariners No 4 (T) of 1996 and No 5 (T) of 1996 contain full details of the special marine traffic arrangements. Free copies of the notices can be obtained from the Victoria Marine Office, third floor, Harbour Building, 38 Pier Road, Hong Kong.

The department reminded all vessels navigating in the vicinity should proceed with extreme caution and should not enter the works areas.

A spokesman for the department said: "Masters, coxswains and persons-in-charge of vessels navigating in the waters should bear in mind that the width of the narrowest portion of the Central Fairway, after the re-alignment, will be reduced from 380 metres to 300 metres and that dense traffic prevails in the area."

End

#### CAS first aid competition 1996

\* \* \* \* \*

The Civil Aid Services (CAS) will hold an Inter-Unit First Aid and Casualty Handling Competition on Sunday (January 14) with an aim to improve and promote the first aid and casualty handling standards of CAS personnel.

Nearly 120 members of CAS from the Adult Units and Cadet Corps will participate in the contest in 17 teams, each comprising one officer and six members.

The competition consists of three parts including a written test, a practical test and a team practical performance.

The performance of the participants will be judged by a board of nine adjudicators from the Auxiliary Medical Services and CAS.

Results will be announced at around 1 pm. CAS Deputy Commissioner (Administration), Mr Mok Yiu-kwong, will present prizes and souvenirs to the winners, judges and competing teams.

The competition will be held from 9.15 am to 1.30 pm at CAS Kowloon Training Centre, 204 Argyle Street, Mong Kok, Kowloon.

End

Land search services improved with computerisation

\* \* \* \* \*

The Land Registry has passed the half-way mark of its programme to computerise all land registers in the New Territories Land Registries.

Announcing this today (Friday), the Land Registrar, Mr Kenneth Pang, said over 50 per cent of the New Territories land registers had been computerised and the rest would be completed in about 15 months' time.

The Islands New Territories Land Registry now offers a fully computerised land register search service as all registers for the outlying islands have been fully computerised.

In other regional New Territories Land Registries, computer search services are also available in computerised land registers within the region.

"Customers will no longer have to make land search through the old and bulky register books, but will be able to obtain their required information on a neat and tidy computer print-out very quickly," said Mr Pang.

Mr Pang also announced that from Monday (January 15), the Land Registry's automated on-line search facility - the Direct Access Services (DAS) - would be expanded to cover all the eight New Territories Land Registries as well as the Urban Land Registry.

"The facility enables customers to conduct land searches from computer terminals at their own offices without having to call personally at the Land Registry.

"Subscribers can make on-line search of any computerised land registers and place remote orders for copies of the required land records without calling at the Registry's offices in person," he added.

Mr Pang said the Land Registry would continue to press on with its efficiency improvement projects and to further upgrade its services.

"With the completion of the computerisation project next year, DAS users will have all land registers and land records at their fingertips.

"Customers calling at the Land Registry counters will also be able to search any land registers in the territory without having to go to the district concerned," he said.

End

### Realignment road works for Kwun Tong

\* \* \* \* \*

A section of Lei Yue Mun Road and Ko Chiu Road will be realigned to improve the future traffic movement in the area.

The proposed realigned section of Lei Yue Mun Road is about 300-metre long and consists of a 16.5-metre wide four-lanes two-way carriageway with 3.5-metre wide footpaths on both sides.

The realigned Ko Chiu Road is a two-lane two-way carriageway about 250-metre in length, 10-metre in width with 2.8-metre wide footpath on both sides.

The above changes will provide a better road alignment and junction layout arrangement.

A notice for the proposed realignment works has been published in the latest Government Gazette.

The proposed road works are scheduled to commence in late 1996.

End

### Tenders invited for electronics turnstile system

\* \* \* \* \*

The Electrical and Mechanical Services Department (EMSD) is inviting tenders for the supply and installation of an electronic turnstile system for the Urban Council's Siu Sai Wan Sports Ground.

The system consists of 16 electronically controlled turnstiles, a control computer with printer, an uninterruptible power supply system and other auxiliary accessories.

The number of patrons passing through each turnstile will be counted by the control computer and the result displayed on the monitor of the control computer in the control office of the sports ground. A notice of the tender invitation was gazetted today (Friday).

Tender forms and further particulars may be obtained from the Contract Section of EMSD, Room 811, eighth floor, 98 Caroline Hill Road, Causeway Bay.

Tenders should be placed in the Public Works Tender Box at the lift lobby on 34th floor, Queensway Government Offices, 66 Queensway, before noon on February 9.

End

Tenders invited for sewerage works

\* \* \* \* \*

The Drainage Services Department is inviting tenders for drainage maintenance and construction works on Hong Kong Island and the Islands district.

The works include the maintenance and improvement of the existing public sewerage and stormwater drainage systems as well as construction of minor sewers and drains.

The contract is scheduled to start in March for completion in two years' time.

A notice of the tender invitation was gazetted today (Friday).

Tender forms and further particulars may be obtained from the office of the Chief Engineer, Hong Kong and Islands Division, Drainage Services Department, 42nd floor, Revenue Tower, 5 Gloucester Road, Wan Chai.

The tender closing date is noon on February 2.

End

Amendments to Tuen Mun roadworks proposed

\* \* \* \* \*

The Territory Development Department has proposed amendments to the original roadworks plan for Area 52, Tuen Mun.

The original plan, which involves the construction of a footbridge and two roads to serve the proposed development in the area, was gazetted on March 24 last year under the Roads (Works, Use and Compensation) Ordinance.

The proposed amendments include changing the alignment of a section of the two roads and the layout of footway and cycleway. Details of which can be seen from a notice published in today's (Friday) Government Gazette.

The plan and the amendment scheme can be viewed at the Public Enquiry Service Centre of the Central and Western District Office; Tuen Mun District Lands Office, and Tuen Mun District Office.

Anyone wishing to object to the proposed amendments should write to the Secretary for Transport, Central Government Offices, East Wing, second floor, Lower Albert Road, Hong Kong, no later than March 12, 1996.

End

Extension to Sai Kung Pier proposed

\* \* \* \* \*

The Government intends to construct an extension to the existing Sai Kung Public Pier within an area of about 27,220 square metres of foreshore and sea-bed to provide berthing facilities for public use.

At the same time, a landing platform will be built 50 metres to the north of the existing Sai Kung public pier for ferry service to the Kau Sai Chau Public Golf Centre in Sai Kung. Additional landing steps will be provided on both sides of the public pier for public use.

Works for both projects will commence this month for completion in April 1996.

The extent of the areas affected is contained in two notices in the Government Gazette published today (Friday).

Any person who considers that his interest, right or easement in or over the foreshore and seabed involved will be injuriously affected may submit to the Director of Lands a written claim for compensation on or before January 12, 1997. The submission should state the sum of money he is willing to accept in full and final settlement of his claim together with particulars to substantiate the claim.

Notices for both projects (in both English and Chinese) together with related plans can be seen at the Lands Department Survey and Mapping Office, 14th floor, Murray Building, Garden Road, Hong Kong (where copies can be purchased on order) and at the Sai Kung District Office, second floor, Sai Kung Government Offices, 34 Chan Man Street, Sai Kung, New Territories.

End

#### New jetty on Tai Lei Island

\* \* \* \* \*

The Government intends to carry out works at Tai Lei Island to provide berthing facilities and marine access for the Peng Chau Refuse Transfer Station of the Outlying Islands Refuse Transfer Facilities.

Works will involve the construction of a new jetty and a mooring dolphin, protective works for submarine cables and dredging the foreshore and sea-bed within an area of about 7,990 square metres to the north of Tai Lei Island.

The works will commence in mid-1996 for completion in mid-1997.

The extent of the area affected is contained in a notice in the Government Gazette published today (Friday).

Any person who considers that his interest, right or easement in or over the foreshore and seabed involved will be injuriously affected should submit a written claim for compensation to the Director of Lands on or before January 12, 1997.

The submission should state the sum of money he is willing to accept in full and final settlement of his claim together with particulars to substantiate his claim.

The notice (in both English and Chinese) together with a related plan can be seen at the Lands Department, Survey and Mapping Office, 14th floor, Murray Building, Garden Road, Hong Kong (where copies can be purchased on order) and at the Islands District Office, 20th floor, Harbour Building, 38 Pier Road, Central, Hong Kong.

End

Hong Kong Monetary Authority money market operations

\* \* \* \* \*

	\$ million	Time (hours)	Cumulative change (\$million)
	-----	-----	-----
Opening balance in the account	1,965	0930	+40
Closing balance in the account	2,047	1000	+40
Change attributable to :		1100	+40
Money market activity	+52	1200	+53
LAF today	+30	1500	+3
		1600	+52

LAF rate 4.25% bid/6.25% offer TWI 123.3 \*+0.1\* 12.1.96

Hong Kong Monetary Authority

EF bills		EF notes				
Terms	Yield	Term	Issue	Coupon	Price	Yield
1 week	5.48	2 years	2711	5.60	100.38	5.45
1 month	5.45	3 years	3810	6.15	101.52	5.63
3 months	5.42	5 years	5012	6.38	101.80	6.04
6 months	5.40	7 years	7211	6.82	103.42	6.30
12 months	5.37	5 years	M502	7.30	104.34	6.34

Total turnover of EF bills and notes - \$15,258 million

Closed January 12, 1996

End