



DAILY INFORMATION BULLETIN

ISSUED BY GOVERNMENT INFORMATION SERVICES
BEACONSFIELD HOUSE, HONG KONG. TEL.: 842 8777

TUESDAY, AUGUST 24, 1993

<u>CONTENTS</u>	<u>PAGE NO.</u>
CP REVIEWS POLICE WORK	1
RESIDENTIAL MORTGAGE SURVEY RESULTS	2
TAC ENDORSES TAXI FARE RISES	8
S6 ADMISSION PROCEDURE ENDS TODAY	9
ANALYSIS OF HK'S EXTERNAL TRADE BY MODE OF TRANSPORT IN FIRST HALF OF 1993	10
IMPROVEMENTS TO SOCIAL SECURITY SCHEMES	19
ORDERLY REPATRIATION PROGRAMME	20
FOOTBRIDGE CONTRACT SIGNED	21
HEALTH CENTRE TO BE CONVERTED	21
HONG KONG GOVERNMENT EXCHANGE FUND TENDER RESULTS	22
HONG KONG GOVERNMENT EXCHANGE FUND MONEY MARKET OPERATIONS ..	23

CP REVIEWS POLICE WORK

* * * * *

THE COMMISSIONER OF POLICE, MR LI KWAN-HA, IS DETERMINED THAT ALL THE RESOURCES AVAILABLE TO THE FORCE WOULD CONTINUE TO BE USED TO BRING TO JUSTICE THOSE WHO RECKLESSLY THREATEN HUMAN LIFE IN THE TERRITORY DESPITE A DROP IN THE NUMBER OF VIOLENT CRIMES IN 1992.

THE PLEDGE WAS MADE BY MR LI IN THE ROYAL HONG KONG POLICE FORCE REVIEW 1992, WHICH WAS RELEASED TODAY [TUESDAY].

IN REVIEWING THE LAW AND ORDER SITUATION IN 1992, MR LI SAID THE YEAR WAS A CHALLENGING AND SUCCESSFUL ONE FOR THE FORCE WHICH SAW A WELCOME REVERSAL OF AN INCREASING TREND OVER THE PREVIOUS FOUR YEARS WITH THE TOTAL NUMBER OF CRIMES REPORTED TO POLICE DURING THE YEAR SHOWED A SIGNIFICANT DECREASE OF 5.2 PER CENT.

HE SAID WITH THE EXCEPTION OF VEHICLE THEFT, THERE HAD BEEN A REDUCTION IN ALL MAJOR CRIME AREAS, WHICH PARTICULARLY INCLUDED ALL VIOLENT CRIME AND CRIMES INVOLVING THE USE OF FIREARMS.

MR LI NOTED THAT THE NUMBER OF CRIMES PER 100,000 PEOPLE HAD STEADILY DROPPED OVER THE LAST 10 YEARS AND IN 1992 STOOD AT 1,446 WHICH COMPARED FAVOURABLY WITH THE MAJORITY OF OTHER LARGE CITIES AROUND THE WORLD.

COMMENTING ON THE NATURE OF VIOLENT CRIMES, MR LI NOTED THAT A NUMBER OF THEM COULD ONLY BE DESCRIBED AS SENSATIONAL AND THE DISREGARD FOR PUBLIC SAFETY BY THE PERPETRATORS AS HORRIFYING, PARTICULARLY SO WHEN HAND GRENADES AND AUTOMATIC WEAPONS WERE USED.

HOWEVER, HE WAS PLEASED TO REPORT THAT A MAJORITY OF THESE PERPETRATORS HAD BEEN ARRESTED, EITHER AT THE SCENES OF THEIR CRIMES OR, FOLLOWING INVESTIGATION, AT THEIR HIDEOUTS.

A NUMBER WHO INITIALLY ESCAPED TO CHINA HAD BEEN REPATRIATED TO FACE TRIAL, AS A RESULT OF STEADILY IMPROVING CO-OPERATION BETWEEN THE TWO TERRITORIES, HE ADDED.

THE COMMISSIONER ESPECIALLY PAID TRIBUTE TO THE MANY BRAVE AND RESOURCEFUL ACTS AGAINST VIOLENT CRIME BY INDIVIDUAL POLICE OFFICERS AND SAID THEIR CHIVALROUS PERFORMANCE HAD "PROVIDED A CLEAR INDICATION OF THE FORCE-WIDE DETERMINATION TO APPREHEND THE OFFENDERS, AND, THEREBY, TO SEEK TO DISPEL THE FEAR OF CRIME WHICH IN THE MINDS OF MANY IS SO REAL".

HE STRESSED THAT PUBLIC REASSURANCE THAT THE POLICE WERE SUCCESSFULLY COMBATTING VIOLENT CRIME WAS A HIGH PRIORITY.

ON THE PROBLEM OF ILLEGAL IMMIGRATION, MR LI NOTED THAT THERE WAS A WORRYING TREND OF EVER INCREASING NUMBERS OF ILLEGAL IMMIGRANTS FROM CHINA DURING THE YEAR UNDER REVIEW.

THE NUMBER OF ILLEGAL IMMIGRANT ARRESTED ROSE BY 40 PER CENT, FROM OVER 25,000 IN 1991 TO OVER 35,000 IN 1992 WITH THE VAST MAJORITY OF THE II'S CAME TO HONG KONG TO SEEK WORK BUT A SMALL AND SIGNIFICANT NUMBER WERE BENT ON CRIMINAL ACTIVITY.

ON OTHER DEVELOPMENTS, MR LI NOTED THAT A WIDE RANGE OF INITIATIVES TO BETTER EQUIP THE FORCE TO MEET THE EVER-CHANGING NEEDS OF THE LOCAL COMMUNITY WERE ALSO SEEN IN THE PAST YEAR.

THESE INCLUDED THE APPOINTMENT OF A MANAGEMENT CONSULTANT TO REVIEW FORCE MANAGEMENT AND COMMAND STRUCTURE; RESEARCH AND DEVELOPMENT OF INFORMATION TECHNOLOGY AND COMMUNICATIONS SYSTEMS; THE UPGRADING OF ARMS AND AMMUNITION FOR FRONTLINE OFFICERS; AND THE DELIVERY OF NEW COMMAND LAUNCHES AND PATROL VESSELS.

MR LI SAID ANOTHER INITIATIVE TAKEN BY THE FORCE IN THE YEAR WAS THE INTRODUCTION OF ITS FIRST PERFORMANCE PLEDGES, SETTING SERVICE STANDARDS TO THE PUBLIC IN THE SPIRIT OF THE SERVING THE COMMUNITY SCHEME AS ANNOUNCED BY THE GOVERNOR IN OCTOBER.

MR LI SAID THE DEVELOPMENT OF THIS INITIATIVE WOULD CONTINUE WITH THE PROGRESSIVE ESTABLISHMENT OF FURTHER PERFORMANCE PLEDGES AS THE FORCE WAS NOW PROGRESSIVELY BEING ADAPTED FROM AN INWARD LOOKING ETHOS TO A CLIENT-BASED SERVICE CULTURE.

- - - - 0 - - - -

RESIDENTIAL MORTGAGE SURVEY RESULTS

* * * * *

RESIDENTIAL MORTGAGE LENDING IN HONG KONG IS CURRENTLY GROWING AT THE FASTEST RATE SINCE THE END OF 1991, ACCORDING TO THE RESULTS OF THE LATEST MONTHLY SURVEY CONDUCTED BY THE HONG KONG MONETARY AUTHORITY (HKMA).

THE SURVEY COVERS A SAMPLE OF 28 AUTHORISED INSTITUTIONS WHICH TOGETHER ACCOUNT FOR ABOUT 87 PER CENT OF THE TOTAL MORTGAGE LENDING OF THE BANKING SECTOR.

STARTING FROM THIS MONTH, THE HKMA IS GOING TO MAKE PUBLIC THE RESULTS OF THIS MONTHLY SURVEY.

THE LATEST FIGURES SHOWED THAT THE TOTAL AMOUNT OF OUTSTANDING MORTGAGE LENDING BY THE 28 INSTITUTIONS IN THE SURVEY ROSE BY 2.6 PER CENT IN JULY (2.3 PER CENT IN JUNE) FROM \$188.7 BILLION TO \$193.7 BILLION.

"THE LATEST MONTHLY INCREASE IS WELL ABOVE THE AVERAGE OF 1.1 PER CENT FOR THE LAST 12 MONTHS AND IS THE LARGEST MONTHLY INCREASE SINCE THE SURVEY BEGAN IN JANUARY 1992," THE DEPUTY CHIEF EXECUTIVE (BANKING) OF THE HKMA, MR DAVID CARSE, SAID TODAY (TUESDAY).

"IF WE LOOK AT THE AVERAGE RATE OF GROWTH OVER THE LATEST THREE MONTHS AND CONVERT THIS TO AN ANNUAL RATE OF GROWTH, IT CAN BE SEEN THAT THE RATE OF GROWTH HAS NOW RISEN TO 30.2 PER CENT PER ANNUM, COMPARED WITH 25.3 PER CENT PER ANNUM IN THE THREE-MONTH PERIOD TO JUNE.

"AGAIN, THIS IS THE HIGHEST GROWTH RATE SINCE THE END OF 1991," MR CARSE ADDED.

HE FURTHER NOTED THAT NEW LOANS APPROVED BUT NOT YET DRAWN ALSO GREW AT A FASTER PACE IN JULY IN TERMS OF BOTH NUMBERS AND AMOUNT.

"THIS SUGGESTS THAT THE GROWTH OF OUTSTANDING LENDING WILL CONTINUE TO BE RAPID IN AUGUST," HE SAID.

THE RESULTS OF THE JULY SURVEY HAVE, AS USUAL, BEEN PASSED ON TO THE BANKING SECTOR IN A LETTER TO THE INDUSTRY ASSOCIATIONS BY MR CARSE.

IN HIS LETTER, MR CARSE HAS ADVISED THAT, IN THE LIGHT OF THE JULY FIGURES AND THE LATEST STATISTICS FOR PROPERTY PRICES AND TRANSACTIONS IN JULY, INSTITUTIONS SHOULD REVIEW AND, IF NECESSARY, TIGHTEN THEIR LENDING CRITERIA TO AVOID EXCESSIVE GROWTH IN THEIR MORTGAGE PORTFOLIOS.

"THE HKMA HAS NOT ADVOCATED A REDUCTION IN THE OVERALL 70 PER CENT LOAN TO VALUE RATIO.

"HOWEVER, THIS DOES NOT PREVENT INDIVIDUAL INSTITUTIONS FROM TAKING THE VIEW THAT LOWER RATIOS WOULD BE APPROPRIATE FOR LOANS IN RESPECT OF PARTICULAR TYPES OF PROPERTY," MR CARSE SAID.

THE MONTHLY SURVEY ALSO COVERS LENDING FOR THE PURCHASE OF PROPERTIES IN CHINA. THE LATEST FIGURES SHOW THAT SUCH LENDING ROSE BY 3.7 PER CENT IN JULY, MAINLY DUE TO LOANS FOR THE PURCHASE OF RESIDENTIAL PROPERTY.

THE TOTAL AMOUNT OF OUTSTANDING LENDING REMAINS RELATIVELY LOW AT \$3 BILLION.

NEW LOAN APPROVALS FELL SHARPLY IN JULY, FROM \$231 MILLION TO \$136 MILLION.

"THIS IS CONSISTENT WITH THE ADVICE OF THE HKMA THAT A MORE CONSERVATIVE APPROACH TOWARDS PROPERTY LENDING IN CHINA IS APPROPRIATE IN THE LIGHT OF THE CURRENT FINANCIAL SITUATION THERE," MR CARSE NOTED.

- - - - -

Residential Mortgage Loans in Hong Kong
Results of Survey for July 1993 (Sample of 28 Institutions)

	<u>July</u> <u>1993</u>	<u>June</u> <u>1993</u>
	(Amount in HK\$ mn)	
1. <u>Outstanding lending</u>		
a. Amount	193,652	188,749
b. Monthly growth	2.60%	2.33%
c. Three-month change (annualized)	30.15% *	25.34%
d. Twelve-month change	13.68% #	12.60%
2. <u>Gross loans made during month</u>		
a. Amount	10,650	9,250
b. Number	8393	7234
3. <u>New loans approved during month drawn and undrawn</u>		
a. Amount	12,646	10,443
b. Number	9933	7967
4. <u>New loans approved during month but not yet drawn</u>		
a. Amount	6,774	5,927
b. Number	5519	4751

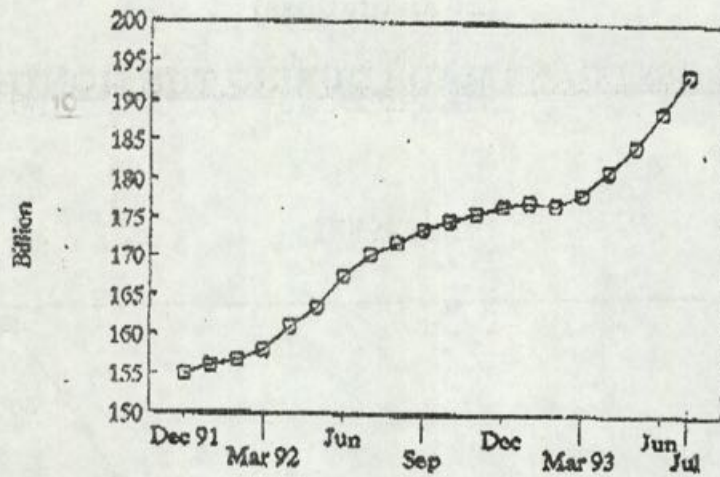
* the increase in the three months May - July converted to an annual rate.

the increase in the twelve months August 1992 - July 1993

Chart A

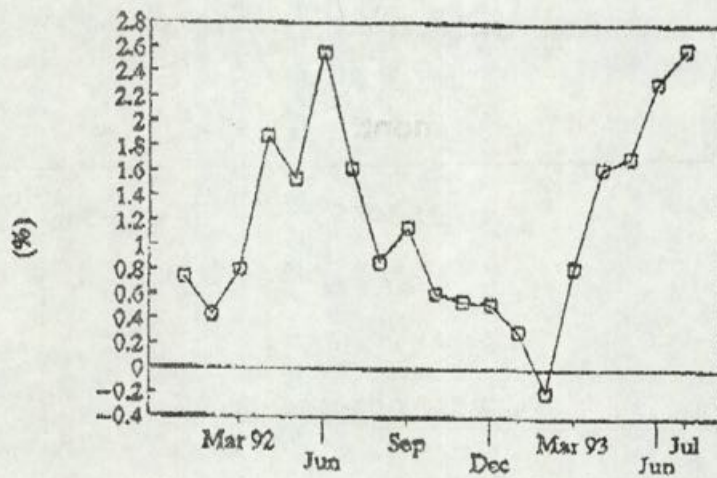
RESIDENTIAL MORTGAGE LOANS IN HONG KONG
(28 institutions)

Outstanding balance at end of month



A1

Monthly growth rate



A2

3 month moving average growth rate on annualised basis



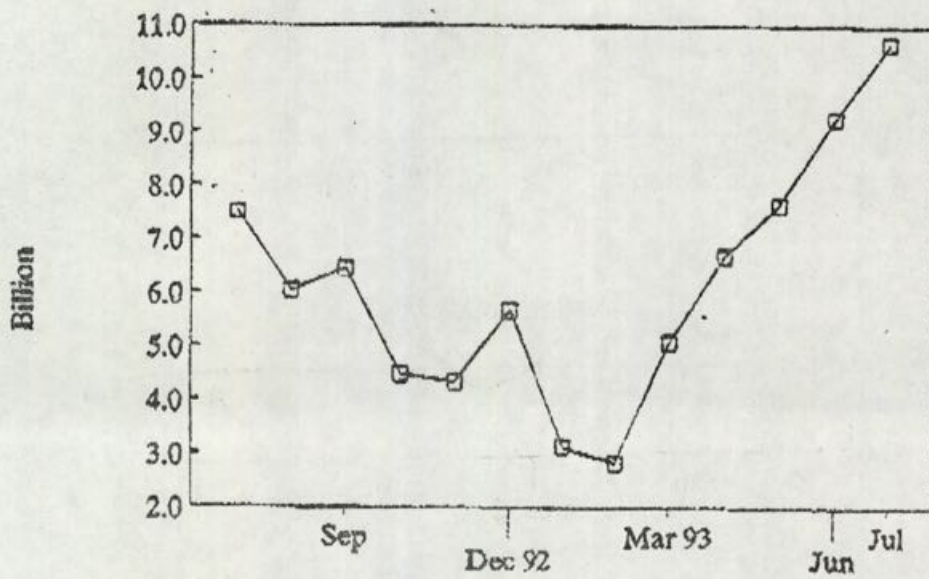
A3

Chart B

RESIDENTIAL MORTGAGE LOANS IN HONG KONG
(28 institutions)

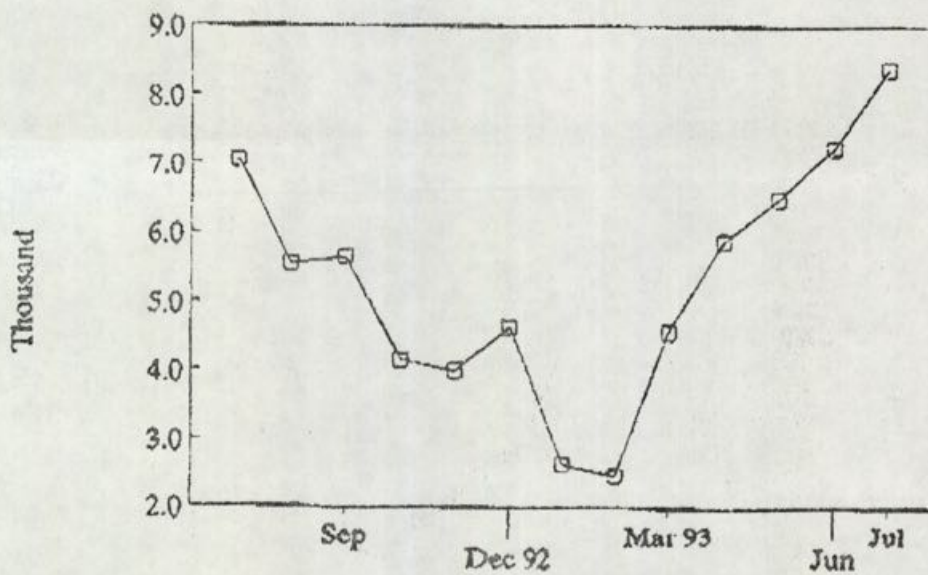
GROSS LOANS MADE DURING THE MONTH

Amount



B1

Number of accounts



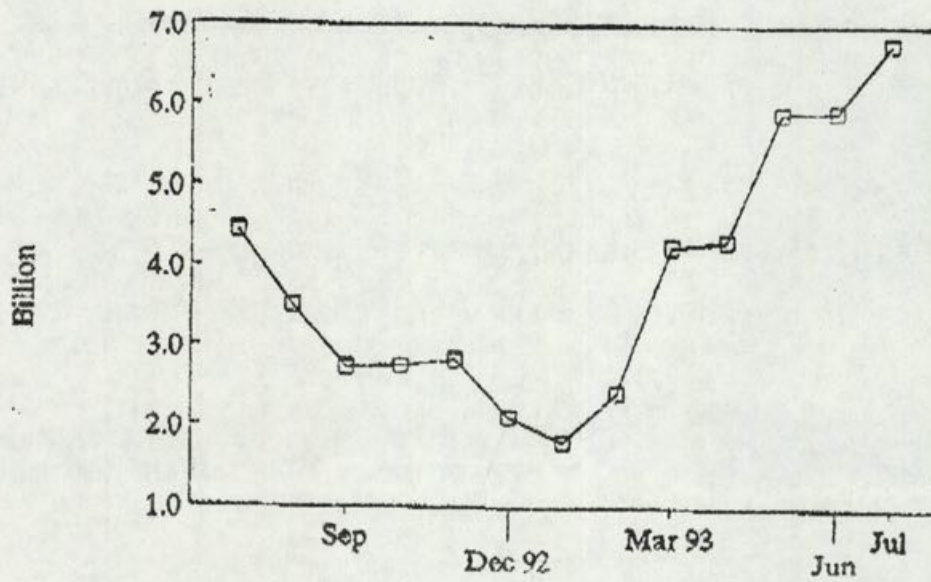
B2

Chart C.

RESIDENTIAL MORTGAGE LOANS IN HONG KONG
(28 institutions)

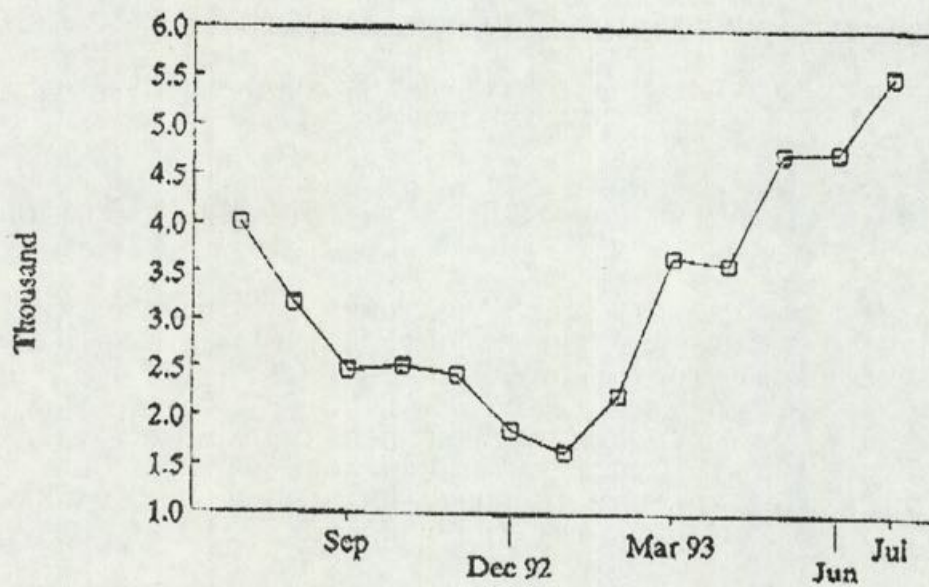
NEW LOANS APPROVED BUT NOT YET DRAWN

Amount



C1

Number of accounts



C2

TAC ENDORSES TAXI FARE RISES

* * * * *

THE TRANSPORT ADVISORY COMMITTEE TODAY (TUESDAY) ENDORSED FARE RISES FOR URBAN AND NEW TERRITORIES TAXIS ON ACCOUNT OF RISING OPERATING COSTS SINCE THEIR LAST FARE REVISIONS 20 MONTHS AGO.

MEMBERS HAVE CONSIDERED CAREFULLY THE APPLICATIONS SUBMITTED BY VARIOUS TAXI GROUPS AND A WIDE RANGE OF OPTIONS PRESENTED BY THE TRANSPORT DEPARTMENT.

IN RECOMMENDING THE FARE INCREASES, CONSIDERATION WAS GIVEN TO THE FINANCIAL VIABILITY OF TAXI OPERATIONS, AVAILABILITY OF TAXIS, THE FARE DIFFERENTIAL WITH OTHER MODES OF PUBLIC TRANSPORT AND PUBLIC ACCEPTABILITY.

MEMBERS NOTED THAT INFLATION WAS EXPECTED TO HAVE INCREASED BY 17.5% BETWEEN JANUARY 1992 (THE DATE OF LAST FARE REVISION) AND NOVEMBER 1993 (THE DATE OF THE ANTICIPATED INCREASE).

DURING THIS PERIOD, THE OPERATING COSTS OF URBAN TAXIS WOULD HAVE INCREASED BY 16.2% AND THE OPERATING COSTS OF NT TAXIS, BY 22.3%.

AS A RESULT, THIS HAD MADE TRAVELLING ON A TAXI COMPARATIVELY CHEAPER. IN SOME CASES, IT WOULD COST EVEN LESS TO TRAVEL ON A TAXI ON A SHARED BASIS THAN ON OTHER PUBLIC TRANSPORT MODES AND THUS REDUCE THE AVAILABILITY OF TAXIS.

HAVING TAKEN ALL THESE FACTORS INTO ACCOUNT, TAC HAD RECOMMENDED AN AVERAGE INCREASE OF 17.7% FOR URBAN TAXIS AND 19.2% FOR NT TAXIS. THIS TOOK INTO ACCOUNT THE FACT THAT THE OPERATING COSTS OF NT TAXIS HAD INCREASED FASTER THAN THOSE OF URBAN TAXIS.

IF THE ADVICE OF THE TAC IS ACCEPTED, THE URBAN TAXI FLAGFALL RATE WILL GO UP FROM \$9 TO \$11.5 FOR THE FIRST 2 KM WITH EACH SUBSEQUENT METER JUMP FROM \$0.9 TO \$1 FOR 0.2 KM.

THE NT TAXI FLAGFALL RATE WILL GO UP FROM \$8 TO \$10 AND EACH SUBSEQUENT JUMP FROM \$0.8 TO \$0.9.

SUBJECT TO THE APPROVAL OF THE GOVERNOR IN COUNCIL AND AGREEMENT OF THE LEGISLATIVE COUNCIL, IT IS INTENDED TO INTRODUCE THE NEW FARES IN NOVEMBER 1993.

THE COMMITTEE ALSO DISCUSSED MEASURES TO IMPROVE AVAILABILITY OF METERED PARKING SPACES AND THE REPORT OF THE TAC WORKING GROUP ON THE RAILWAY DEVELOPMENT STUDY (RDS).

ON ON-STREET METERED PARKING, MEMBERS NOTED THAT A TRANSPORT DEPARTMENT SURVEY SHOWED THAT PARKING SPACES WERE FULLY OCCUPIED DURING MOST TIMES OF THE DAY IN BUSY AREAS SUCH AS CAUSEWAY BAY, CENTRAL, TSIM SHA TSUI, YAU MA TEI AND MONG KOK.

THIS HAD LED TO AN INCREASE IN TRAFFIC CONGESTION AS SOME VEHICLES CIRCULATED IN THESE AREAS IN SEARCH OF A PARKING SPACE.

TO IMPROVE THE AVAILABILITY OF ON-STREET METERED PARKING SPACES, MEMBERS ENDORSED THAT THE CHARGE SHOULD BE INCREASED FROM \$2 PER 30 MINUTES TO \$2 PER 15 MINUTES IN BUSY URBAN AREAS SUCH AS WAN CHAI, TSIM SHA TSUI, MONG KOK, CENTRAL AND WESTERN DISTRICTS WITH EFFECT FROM APRIL 1994.

THE PARKING CHARGES WERE LAST REVISED IN 1987.

MEMBERS ALSO RECOMMENDED THAT CONSIDERATION BE GIVEN TO OTHER MEASURES TO IMPROVE THE AVAILABILITY OF METERED SPACES.

ON THE RDS, MEMBERS WERE INFORMED THAT THE TAC WORKING GROUP FOUND THAT THE RECOMMENDED ALIGNMENT FOR THE PROPOSED WESTERN CORRIDOR WAS ACCEPTABLE.

HOWEVER, THE GROUP WAS CONCERNED ABOUT THE ADEQUACY AND APPROPRIATENESS OF THE LRT AS A FEEDER SERVICE FOR TUEN MUN RESIDENTS AND STRONGLY SUGGESTED THAT THE POSSIBILITY OF EXTENDING THE WESTERN CORRIDOR TO TUEN MUN SHOULD BE CONSIDERED, THOUGH NOT NECESSARILY VIA TIN SHUI WAI WHICH COULD BE SERVED BY A FEEDER SERVICE.

THE WORKING GROUP AGREED THAT THE TSEUNG KWAN O EXTENSION SHOULD BE COMPLETED AS SOON AS POSSIBLE BEFORE 2001.

THE GROUP FELT THAT THE CHOICE OF ALIGNMENT FOR THE EAST KOWLOON ROUTE AND RELATED ISSUES SUCH AS THE LIKELIHOOD OF PRIVATE SECTOR PARTICIPATION AND THE LEVEL OF FINANCIAL ASSISTANCE WOULD NEED FURTHER DETAILED ASSESSMENT.

FOR THE HONG KONG ISLAND PROPOSALS, THE GROUP CONSIDERED THE SOUTH HONG KONG ISLAND LINE MIGHT BE FEASIBLE WITH PRIVATE PARTICIPATION.

BUT, THE PROPOSED ELEVATED SYSTEM FOR THE NORTH HONG KONG ISLAND LINE MIGHT NEED FURTHER ASSESSMENT IN TERMS OF ITS ENVIRONMENTAL IMPACTS AND PASSENGER CARRYING CAPACITY.

- - - - 0 - - - -

S6 ADMISSION PROCEDURE ENDS TODAY

* * * * *

THE SECONDARY 6 ADMISSION PROCEDURE, WHICH BEGAN ON AUGUST 10, ENDED TODAY (TUESDAY) WITH THE POSTING OF A LIST OF SUCCESSFUL STUDENTS WHO HAD APPLIED FOR CENTRAL ALLOCATION OF THE REMAINING 225 PLACES.

A TOTAL OF 23,200 S6 PLACES WERE AVAILABLE FOR HONG KONG CERTIFICATE OF EDUCATION EXAMINATION CANDIDATES, WITH MORE THAN 50 PER CENT TAKEN UP ON THE FIRST DAY.

THERE WILL BE AN OPPORTUNITY FOR STUDENTS WHO ARE STILL UNABLE TO SECURE A S6 PLACE AS SOME OF THOSE WHO HAD BEEN SUCCESSFUL DURING THE FIVE-STAGE PROCEDURE MAY DECIDE NOT TO TAKE UP THE PLACES.

TUESDAY, AUGUST 24, 1993

- 10 -

A SPOKESMAN FOR THE EDUCATION DEPARTMENT REMINDED THESE STUDENTS THAT A LIST OF VACANCIES SUBMITTED BY SCHOOLS WOULD BE DISPLAYED AND UPDATED WEEKLY AT ALL DISTRICT EDUCATION OFFICES FROM THE BEGINNING OF SEPTEMBER UNTIL THE END OF THE MONTH.

APPLICATIONS SHOULD BE MADE TO THESE SCHOOLS DIRECT BUT ADMISSION WOULD BE ENTIRELY AT THE DISCRETION OF THE SCHOOLS AUTHORITIES, THE SPOKESMAN ADDED.

- - - - 0 - - - -

ANALYSIS OF HK'S EXTERNAL TRADE BY MODE OF TRANSPORT IN
FIRST HALF OF 1993

* * * * *

THE VALUE OF HONG KONG'S EXTERNAL TRADE BY OCEAN ACCOUNTED FOR 52% OF HONG KONG'S EXTERNAL TRADE IN THE FIRST HALF OF 1993, ACCORDING TO THE STATISTICS RELEASED BY THE CENSUS AND STATISTICS DEPARTMENT TODAY (TUESDAY).

ANOTHER 26% WAS TRANSPORTED BY LAND AND A FURTHER 18% BY AIR. THE REST 4.8% INCLUDED SHIPMENT BY RIVER, AS POSTAL PARCELS, AND HAND-CARRIED GOODS BY PASSENGERS ON VARIOUS MEANS OF TRANSPORT.

SHIPMENT BY OCEAN AMOUNTED TO \$510 BILLION IN THE FIRST HALF OF 1993, WITH AN INCREASE OF 12% OVER THAT IN THE SAME PERIOD IN 1992. HONG KONG'S EXTERNAL TRADE BY LAND WENT UP BY 17% TO \$252 BILLION WHILE THAT BY AIR ALSO WENT UP BY 18% TO \$177 BILLION IN THE FIRST HALF OF 1993.

THE UNITED STATES REMAINED THE LARGEST DESTINATION FOR HONG KONG'S TOTAL EXPORTS (INCLUDING DOMESTIC EXPORTS AND RE-EXPORTS) BY OCEAN, ACCOUNTING FOR A SHARE OF 31% IN VALUE TERMS IN THE FIRST HALF OF 1993. THE VALUE OF TOTAL EXPORTS BY OCEAN TO THE UNITED STATES WENT UP BY 10% IN THE FIRST HALF OF 1993.

THE VALUE OF TOTAL EXPORTS BY OCEAN TO CHINA INCREASED BY 60% IN THE FIRST HALF OF 1993 OVER THE SAME PERIOD IN 1992. INCREASES WERE ALSO RECORDED IN SEABORNE TOTAL EXPORTS TO THE OTHER MAJOR DESTINATIONS : GERMANY (+16%), JAPAN (+8.2%) AND THE UNITED KINGDOM (+11%).

JAPAN WAS THE LARGEST SUPPLIER OF HONG KONG'S IMPORTS BY OCEAN, ACCOUNTING FOR A SHARE OF 28% IN VALUE IN THE FIRST HALF OF 1993. THE VALUE OF IMPORTS BY OCEAN FROM JAPAN WENT UP BY 18% IN THE FIRST HALF IN 1993 OVER THE SAME PERIOD IN 1992.

INCREASES WERE ALSO RECORDED IN SEABORNE IMPORTS FROM TAIWAN (+8.4%), THE UNITED STATES (+11%) AND THE REPUBLIC OF KOREA (+5.4%). HOWEVER, THE VALUE OF SEABORNE IMPORTS FROM CHINA DECREASED BY 4.2%.

IN THE FIRST HALF OF 1993, THE UNITED STATES MARKET ACCOUNTED FOR 29% OF THE VALUE OF HONG KONG'S TOTAL EXPORTS BY AIR IN THE FIRST HALF OF 1993. THE VALUE OF TOTAL EXPORTS BY AIR TO THE UNITED STATES INCREASED BY 21% OVER THE SAME PERIOD IN 1992.

/THE VALUE

THE VALUE OF TOTAL EXPORTS BY AIR TO MOST OTHER MAJOR DESTINATIONS ALSO WENT UP.

AIRBORNE IMPORTS FROM ALL MAJOR SUPPLIERS INCREASED CONSIDERABLY IN THE FIRST HALF OF 1993. THE PERCENTAGE INCREASES IN VALUE IN THE FIRST HALF OF 1993 OVER THE SAME PERIOD IN 1992 WERE: JAPAN (+13%), THE UNITED STATES (+38%), SINGAPORE (+42%), TAIWAN (+25%) AND SWITZERLAND (+5.6%).

SIGNIFICANT INCREASES WERE RECORDED IN THE VALUE OF RE-EXPORTS BY OCEAN FOR FOOTWEAR (BY \$6,155 MILLION OR 42%); MISCELLANEOUS MANUFACTURED ARTICLES CONSISTING OF MAINLY BABY CARRIAGES, TOYS, GAMES AND SPORTING GOODS (BY \$5,142 MILLION OR 15%) AND TELECOMMUNICATIONS AND SOUND RECORDING AND REPRODUCING APPARATUS AND EQUIPMENT (BY \$4,379 MILLION OR 24%) AS WELL AS IN THE VALUE OF IMPORTS BY OCEAN FOR ROAD VEHICLES (BY \$15,625 MILLION OR 135%); AND GENERAL INDUSTRIAL MACHINERY AND EQUIPMENT, AND MACHINE PARTS (BY \$2,749 MILLION OR 26%).

HOWEVER, CONSIDERABLE DECREASES WERE RECORDED IN THE VALUE OF DOMESTIC EXPORTS BY OCEAN FOR CLOTHING (BY \$2,087 MILLION OR 9.3%); AND MISCELLANEOUS MANUFACTURED ARTICLES CONSISTING OF MAINLY PRINTED MATTERS (BY \$813 MILLION OR 17%).

COMPARING THE FIRST HALF OF 1993 WITH THE SAME PERIOD IN 1992, SIGNIFICANT INCREASES WERE RECORDED IN THE VALUE OF IMPORTS BY AIR FOR ELECTRICAL MACHINERY, APPARATUS AND APPLIANCES, AND ELECTRICAL PARTS THEREOF (BY \$6,313 MILLION OR 29%); AND TELECOMMUNICATIONS AND SOUND RECORDING AND REPRODUCING APPARATUS AND EQUIPMENT (BY \$2,616 MILLION OR 60%).

AS REGARDS EXPORTS BY AIR, INCREASES WERE RECORDED FOR RE-EXPORTS OF ELECTRICAL MACHINERY, APPARATUS AND APPLIANCES, AND ELECTRICAL PARTS THEREOF (BY \$2,737 MILLION OR 35%); CLOTHING (BY \$2,281 MILLION OR 32%), PHOTOGRAPHIC APPARATUS, EQUIPMENT AND SUPPLIES, OPTICAL GOODS, WATCHES AND CLOCKS (BY \$1,132 MILLION OR 18%); AND DOMESTIC EXPORTS OF ELECTRICAL MACHINERY, APPARATUS AND APPLIANCES, AND ELECTRICAL PARTS THEREOF (BY \$1,491 MILLION OR 30%).

HOWEVER, SIGNIFICANT DECREASES WERE RECORDED IN THE VALUE OF DOMESTIC EXPORTS BY AIR FOR CLOTHING (BY \$748 MILLION OR 8.8%); AND PHOTOGRAPHIC APPARATUS, EQUIPMENT AND SUPPLIES, OPTICAL GOODS, WATCHES AND CLOCKS (BY \$643 MILLION OR 12%).

COMPARING THE FIRST HALF OF 1993 WITH THE SAME PERIOD IN 1992, SIGNIFICANT INCREASES WERE RECORDED IN THE VALUE OF IMPORTS BY LAND FOR FOOTWEAR (BY \$4,620 MILLION OR 46%); CLOTHING (BY \$3,657 MILLION OR 13%), MISCELLANEOUS MANUFACTURED ARTICLES CONSISTING OF MAINLY BABY CARRIAGES, TOYS, GAMES AND SPORTING GOODS (BY \$3,106 MILLION OR 18%); AND TELECOMMUNICATIONS AND SOUND RECORDING AND REPRODUCING APPARATUS AND EQUIPMENT (BY \$2,541 MILLION OR 20%).

AS REGARDS EXPORTS BY LAND, INCREASES WERE RECORDED FOR RE-EXPORTS OF ROAD VEHICLES (BY \$3,052 MILLION OR 126%); MACHINERY SPECIALISED FOR PARTICULAR INDUSTRIES (BY \$1,385 MILLION OR 39%); AND ELECTRICAL MACHINERY, APPARATUS AND APPLIANCES, AND ELECTRICAL PARTS THEREOF (BY \$1,159 MILLION OR 28%); AND DOMESTIC EXPORTS OF TELECOMMUNICATIONS AND SOUND RECORDING AND REPRODUCING APPARATUS AND EQUIPMENT (BY \$1,166 MILLION OR 33%).

DETAILED STATISTICS OF HONG KONG'S EXTERNAL TRADE ANALYSED BY MODE OF TRANSPORT ARE PUBLISHED IN THE JUNE 1993 ISSUE OF THE "HONG KONG EXTERNAL TRADE" REPORT WHICH IS NOW AVAILABLE FOR SALE AT \$68.50 A COPY.

THE REPORT CAN BE PURCHASED EITHER AT THE GOVERNMENT PUBLICATIONS CENTRE ON THE GROUND FLOOR, GENERAL POST OFFICE BUILDING, CONNAUGHT PLACE, CENTRAL, OR THE PUBLICATIONS SECTION OF THE CENSUS AND STATISTICS DEPARTMENT ON THE 19TH FLOOR, WANCHAI TOWER, 12 HARBOUR ROAD, WAN CHAI.

ENQUIRIES REGARDING REGULAR SUBSCRIPTION TO THIS REPORT MAY BE DIRECTED TO THE INFORMATION SERVICES DEPARTMENT AT FRENCH MISSION BUILDING, 1 BATTERY PATH, HONG KONG (TEL. NO. 842 8802) AND ENQUIRIES ON TRADE STATISTICS TO THE CENSUS AND STATISTICS DEPARTMENT (TEL. NO. 582 4915).

- - - - -

NOTE TO EDITORS:

TABLE 1 SHOWS THE CHANGES IN THE VALUE OF HONG KONG'S EXTERNAL TRADE ANALYSED BY MODE OF TRANSPORT IN THE FIRST HALF OF 1993 COMPARED WITH THE SAME PERIOD IN 1992.

TABLE 2 SHOWS THE CHANGES IN VALUE OF TRADE BY OCEAN WITH MAJOR TRADING PARTNERS IN THE FIRST HALF OF 1993 COMPARED WITH THE SAME PERIOD IN 1992.

TABLE 3 SHOWS THE CHANGES IN THE VALUE OF TRADE BY AIR WITH MAJOR TRADING PARTNERS IN THE FIRST HALF OF 1993 COMPARED WITH THE SAME PERIOD IN 1992.

MORE DETAILED FIGURES ON CHANGES IN THE VALUE OF EXTERNAL TRADE BY OCEAN BETWEEN THE FIRST HALF OF 1993 AND THE SAME PERIOD IN 1992 ANALYSED BY MAJOR COMMODITY DIVISION ARE SHOWN IN TABLE 4.

CHANGES IN VALUE OF EXTERNAL TRADE BY AIR BETWEEN THE FIRST HALF OF 1993 AND THE SAME PERIOD IN 1992 ANALYSED BY MAJOR COMMODITY DIVISION ARE SHOWN IN TABLE 5.

CHANGES IN VALUE OF EXTERNAL TRADE BY LAND BETWEEN THE FIRST HALF OF 1993 AND THE SAME PERIOD IN 1992 ANALYSED BY MAJOR COMMODITY DIVISION ARE SHOWN IN TABLE 6.

- - - - -

/TABLE 1 :

TABLE 1 : EXTERNAL TRADE BY MODE OF TRANSPORT

MODE OF TRANSPORT/ TYPE OF TRADE	JAN-JUN	JAN-JUN	YEAR-ON-YEAR CHANGE	
	1993 HKD Mn.	1992 HKD Mn.	HKD Mn.	%
OCEAN				
DOMESTIC EXPORTS	42,410	47,615	- 5,204	- 10.9
RE-EXPORTS	219,340	186,429	+ 32,911	+ 17.7
TOTAL EXPORTS	261,750	234,043	+ 27,707	+ 11.8
IMPORTS	248,208	221,727	+ 26,480	+ 11.9
TOTAL BY OCEAN	509,958	455,770	+ 54,187	+ 11.9
AIR				
DOMESTIC EXPORTS	30,754	31,192	- 438	- 1.4
RE-EXPORTS	50,081	40,757	+ 9,324	+ 22.9
TOTAL EXPORTS	80,835	71,949	+ 8,886	+ 12.4
IMPORTS	96,005	77,974	+ 18,030	+ 23.1
TOTAL BY AIR	176,840	149,923	+ 26,916	+ 18.0
LAND				
DOMESTIC EXPORTS	25,925	24,379	+ 1,545	+ 6.3
RE-EXPORTS	80,962	64,774	+ 16,187	+ 25.0
TOTAL EXPORTS	106,886	89,154	+ 17,733	+ 19.9
IMPORTS	144,624	125,810	+ 18,814	+ 15.0
TOTAL BY LAND	251,510	214,964	+ 36,547	+ 17.0
OTHERS				
DOMESTIC EXPORTS	4,093	3,755	+ 338	+ 9.0
RE-EXPORTS	25,407	17,272	+ 8,134	+ 47.1
TOTAL EXPORTS	29,500	21,028	+ 8,472	+ 40.3
IMPORTS	17,890	17,135	+ 755	+ 4.4
TOTAL BY OTHERS	47,390	38,162	+ 9,228	+ 24.2
ALL MODES OF TRANSPORT				
DOMESTIC EXPORTS	103,182	106,941	- 3,759	- 3.5
RE-EXPORTS	375,789	309,232	+ 66,557	+ 21.5
TOTAL EXPORTS	478,971	416,173	+ 62,798	+ 15.1
IMPORTS	506,726	442,646	+ 64,080	+ 14.5
TOTAL TRADE	985,698	858,820	+ 126,878	+ 14.8

/TABLE 2 :

TABLE 2 : EXTERNAL TRADE BY OCEAN BY MAJOR TRADING PARTNER

TRADING PARTNER	JAN-JUN	JAN-JUN	YEAR-ON-YEAR CHANGE	
	1993 HKD Mn.	1992 HKD Mn.	HKD Mn.	%
DOMESTIC EXPORTS (DESTINATION)				
UNITED STATES	14,388	17,124	- 2,736	- 16.0
GERMANY	4,040	4,307	- 267	- 6.2
UNITED KINGDOM	3,502	4,077	- 575	- 14.1
JAPAN	1,955	2,177	- 222	- 10.2
CANADA	1,512	1,688	- 176	- 10.4
ALL COUNTRIES	42,410	47,615	- 5,204	- 10.9
RE-EXPORTS (DESTINATION)				
UNITED STATES	65,658	55,363	+ 10,295	+ 18.6
CHINA /	24,388	14,765	+ 9,624	+ 65.2
GERMANY	15,123	12,210	+ 2,914	+ 23.9
JAPAN	13,413	12,027	+ 1,386	+ 11.5
UNITED KINGDOM	8,617	6,804	+ 1,813	+ 26.7
ALL COUNTRIES	219,340	186,429	+ 32,911	+ 17.7
TOTAL EXPORTS (DESTINATION)				
UNITED STATES	80,047	72,487	+ 7,560	+ 10.4
CHINA	25,879	16,126	+ 9,753	+ 60.5
GERMANY	19,163	16,517	+ 2,647	+ 16.0
JAPAN	15,369	14,204	+ 1,164	+ 8.2
UNITED KINGDOM	12,119	10,881	+ 1,238	+ 11.4
ALL COUNTRIES	261,750	234,043	+ 27,707	+ 11.8
IMPORTS (SUPPLIER)				
JAPAN	69,402	58,970	+ 10,432	+ 17.7
TAIWAN	39,176	36,157	+ 3,019	+ 8.4
UNITED STATES	21,681	19,534	+ 2,147	+ 11.0
REPUBLIC OF KOREA	20,458	19,416	+ 1,042	+ 5.4
CHINA	17,723	18,497	- 775	- 4.2
ALL COUNTRIES	248,208	221,727	+ 26,480	+ 11.9

/TABLE 3 :

TABLE 3 : EXTERNAL TRADE BY AIR BY MAJOR TRADING PARTNER

TRADING PARTNER	JAN-JUN	JAN-JUN	YEAR-ON-YEAR CHANGE	
	1993 HKD Mn.	1992 HKD Mn.	HKD Mn.	%
DOMESTIC EXPORTS (DESTINATION)				
UNITED STATES	11,152	10,884	+ 268	+ 2.5
SINGAPORE	4,026	3,487	+ 539	+ 15.5
JAPAN	2,774	3,163	- 390	- 12.3
GERMANY	2,272	2,566	- 294	- 11.5
TAIWAN	1,689	1,413	+ 275	+ 19.5
ALL COUNTRIES	30,754	31,192	- 438	- 1.4
RE-EXPORTS (DESTINATION)				
UNITED STATES	12,406	8,540	+ 3,866	+ 45.3
JAPAN	5,251	4,263	+ 989	+ 23.2
TAIWAN	4,815	4,319	+ 495	+ 11.5
CHINA	3,496	2,610	+ 886	+ 33.9
REPUBLIC OF KOREA	3,343	2,839	+ 504	+ 17.8
ALL COUNTRIES	50,081	40,757	+ 9,324	+ 22.9
TOTAL EXPORTS (DESTINATION)				
UNITED STATES	23,558	19,424	+ 4,134	+ 21.3
JAPAN	8,025	7,426	+ 599	+ 8.1
TAIWAN	6,503	5,733	+ 771	+ 13.4
SINGAPORE	6,450	5,776	+ 674	+ 11.7
GERMANY	5,411	5,294	+ 117	+ 2.2
ALL COUNTRIES	80,835	71,949	+ 8,886	+ 12.4
IMPORTS (SUPPLIER)				
JAPAN	18,575	16,469	+ 2,106	+ 12.8
UNITED STATES	17,264	12,521	+ 4,742	+ 37.9
SINGAPORE	7,692	5,405	+ 2,287	+ 42.3
TAIWAN	5,855	4,691	+ 1,163	+ 24.8
SWITZERLAND	4,727	4,477	+ 250	+ 5.6
ALL COUNTRIES	96,005	77,974	+ 18,030	+ 23.1

/TABLE 4 :

TABLE 4 : EXTERNAL TRADE BY OCEAN BY MAJOR COMMODITY DIVISION

COMMODITY DIVISION	JAN-JUN	JAN-JUN	YEAR-ON-YEAR CHANGE	
	1993 HKD Mn.	1992 HKD Mn.	HKD Mn.	%
DOMESTIC EXPORTS				
ARTICLES OF APPAREL AND CLOTHING ACCESSORIES	20,318	22,405	- 2,087	- 9.3
TEXTILE YARN, FABRICS, MADE-UP ARTICLES AND RELATED PRODUCTS	4,427	4,550	- 124	- 2.7
MISCELLANEOUS MANUFACTURED ARTICLES (MAINLY PRINTED MATTER)	4,100	4,912	- 813	- 16.5
ELECTRICAL MACHINERY, APPARATUS AND APPLIANCES, AND ELECTRICAL PARTS THEREOF	2,033	2,170	- 137	- 6.3
OFFICE MACHINES AND AUTOMATIC DATA PROCESSING MACHINES	1,596	2,186	- 590	- 27.0
RE-EXPORTS				
MISCELLANEOUS MANUFACTURED ARTICLES (MAINLY BABY CARRIAGES, TOYS, GAMES AND SPORTING GOODS)	39,816	34,674	+ 5,142	+ 14.8
ARTICLES OF APPAREL AND CLOTHING ACCESSORIES	28,957	26,548	+ 2,409	+ 9.1
TELECOMMUNICATIONS AND SOUND RECORDING AND REPRODUCING APPARATUS AND EQUIPMENT	22,743	18,364	+ 4,379	+ 23.8
FOOTWEAR	20,884	14,729	+ 6,155	+ 41.8
ELECTRICAL MACHINERY, APPARATUS AND APPLIANCES, AND ELECTRICAL PARTS THEREOF	12,819	10,518	+ 2,301	+ 21.9
IMPORTS				
TEXTILE YARN, FABRICS, MADE-UP ARTICLES AND RELATED PRODUCTS	32,274	34,524	- 2,250	- 6.5
ROAD VEHICLES	27,233	11,608	+ 15,625	+ 134.6
TELECOMMUNICATIONS AND SOUND RECORDING AND REPRODUCING APPARATUS AND EQUIPMENT	17,453	16,757	+ 696	+ 4.2
ELECTRICAL MACHINERY, APPARATUS AND APPLIANCES, AND ELECTRICAL PARTS THEREOF	14,110	13,302	+ 808	+ 6.1
GENERAL INDUSTRIAL MACHINERY AND EQUIPMENT, AND MACHINE PARTS	13,431	10,682	+ 2,749	+ 25.7

/TABLE 5 :

TABLE 5 : EXTERNAL TRADE BY AIR BY MAJOR COMMODITY DIVISION

COMMODITY DIVISION	JAN-JUN	JAN-JUN	YEAR-ON-YEAR CHANGE	
	1993 HKD Mn.	1992 HKD Mn.	HKD Mn.	%
DOMESTIC EXPORTS				
ARTICLES OF APPAREL AND CLOTHING ACCESSORIES	7,761	8,509	- 748	- 8.8
ELECTRICAL MACHINERY, APPARATUS AND APPLIANCES, AND ELECTRICAL PARTS THEREOF	6,518	5,027	+ 1,491	+ 29.7
OFFICE MACHINES AND AUTOMATIC DATA PROCESSING MACHINES	6,154	6,431	- 277	- 4.3
PHOTOGRAPHIC APPARATUS, EQUIPMENT AND SUPPLIES, OPTICAL GOODS, WATCHES AND CLOCKS	4,939	5,582	- 643	- 11.5
MISCELLANEOUS MANUFACTURED ARTICLES (MAINLY JEWELLERY, GOLDSMITHS' AND SILVERSMITHS' WARES)	2,557	2,804	- 247	- 8.8
RE-EXPORTS				
ELECTRICAL MACHINERY, APPARATUS AND APPLIANCES, AND ELECTRICAL PARTS THEREOF	10,617	7,880	+ 2,737	+ 34.7
ARTICLES OF APPAREL AND CLOTHING ACCESSORIES	9,349	7,068	+ 2,281	+ 32.3
PHOTOGRAPHIC APPARATUS, EQUIPMENT AND SUPPLIES, OPTICAL GOODS, WATCHES AND CLOCKS	7,443	6,311	+ 1,132	+ 17.9
OFFICE MACHINES AND AUTOMATIC DATA PROCESSING MACHINES	4,438	3,356	+ 1,082	+ 32.2
NON-METALLIC MINERAL MANUFACTURES	4,106	3,783	+ 323	+ 8.5
IMPORTS				
ELECTRICAL MACHINERY, APPARATUS AND APPLIANCES, AND ELECTRICAL PARTS THEREOF	27,721	21,408	+ 6,313	+ 29.5
PHOTOGRAPHIC APPARATUS, EQUIPMENT AND SUPPLIES, OPTICAL GOODS, WATCHES AND CLOCKS	10,755	10,699	+ 56	+ 0.5
NON-METALLIC MINERAL MANUFACTURES	10,611	9,093	+ 1,518	+ 16.7
OFFICE MACHINES AND AUTOMATIC DATA PROCESSING MACHINES	8,126	7,193	+ 933	+ 13.0
TELECOMMUNICATIONS AND SOUND RECORDING AND REPRODUCING APPARATUS AND EQUIPMENT	6,976	4,361	+ 2,616	+ 60.0

TABLE 6 : EXTERNAL TRADE BY LAND BY MAJOR COMMODITY DIVISION

COMMODITY DIVISION	JAN-JUN	JAN-JUN	YEAR-ON-YEAR CHANGE	
	1993 HKD Mn.	1992 HKD Mn.	HKD Mn.	%
DOMESTIC EXPORTS				
TELECOMMUNICATIONS AND SOUND RECORDING AND REPRODUCING APPARATUS AND EQUIPMENT	4,689	3,523	+ 1,166	+ 33.1
TEXTILE YARN, FABRICS, MADE-UP ARTICLES AND RELATED PRODUCTS	3,134	3,259	- 125	- 3.8
MISCELLANEOUS MANUFACTURED ARTICLES (MAINLY BABY CARRIAGES, TOYS, GAMES AND SPORTING GOODS)	2,406	2,595	- 189	- 7.3
ELECTRICAL MACHINERY, APPARATUS AND APPLIANCES, AND ELECTRICAL PARTS THEREOF	2,125	1,918	+ 208	+ 10.8
PHOTOGRAPHIC APPARATUS, EQUIPMENT AND SUPPLIES, OPTICAL GOODS, WATCHES AND CLOCKS	1,453	1,774	- 321	- 18.1
RE-EXPORTS				
TEXTILE YARN, FABRICS, MADE-UP ARTICLES AND RELATED PRODUCTS	19,326	18,521	+ 806	+ 4.4
PLASTICS IN PRIMARY FORMS	5,534	4,899	+ 635	+ 13.0
ROAD VEHICLES	5,477	2,425	+ 3,052	+ 125.8
ELECTRICAL MACHINERY, APPARATUS AND APPLIANCES, AND ELECTRICAL PARTS THEREOF	5,347	4,187	+ 1,159	+ 27.7
MACHINERY SPECIALIZED FOR PARTICULAR INDUSTRIES	4,914	3,528	+ 1,385	+ 39.3
IMPORTS				
ARTICLES OF APPAREL AND CLOTHING ACCESSORIES	30,792	27,135	+ 3,657	+ 13.5
MISCELLANEOUS MANUFACTURED ARTICLES (MAINLY BABY CARRIAGES, TOYS, GAMES AND SPORTING GOODS)	20,470	17,364	+ 3,106	+ 17.9
TELECOMMUNICATIONS AND SOUND RECORDING AND REPRODUCING APPARATUS AND EQUIPMENT	14,954	12,413	+ 2,541	+ 20.5
FOOTWEAR	14,745	10,125	+ 4,620	+ 45.6
TEXTILE YARN, FABRICS, MADE-UP ARTICLES AND RELATED PRODUCTS	12,343	12,672	- 329	- 2.6

IMPROVEMENTS TO SOCIAL SECURITY SCHEMES

* * * * *

SOCIAL SECURITY RECIPIENTS HAVE A REAL BOOST IN PAYMENTS, RANGING FROM FOUR PER CENT TO 37 PER CENT, UNDER THE NEW COMPREHENSIVE SOCIAL SECURITY ASSISTANCE SCHEME FROM JULY 1.

ADDRESSING A CITY LIONS CLUB OF HONG KONG LUNCHEON TODAY (TUESDAY), THE DIRECTOR OF SOCIAL WELFARE, MR IAN STRACHAN, SAID WITH IMPROVEMENTS TO A GREAT VARIETY OF SUPPLEMENTS AND SPECIAL GRANTS, THE STANDARD OF LIVING OF THESE RECIPIENTS HAD NOT LAGGED BEHIND THAT OF THE GENERAL POPULATION.

THESE IMPROVEMENTS INCLUDE LONG-TERM SUPPLEMENT FOR LARGER FAMILIES, MEAL ALLOWANCE FOR FULL-DAY STUDENTS, REVISION OF RENT ALLOWANCE AND OTHER IMPROVEMENTS TO MEET SPECIFIC NEEDS.

HE SAID THE NEW COMPREHENSIVE SOCIAL SECURITY ASSISTANCE SCHEME WAS BUILT ON THREE SIMPLE COMPONENTS: A RANGE OF STANDARD RATES FOR DIFFERENT CATEGORIES OF CUSTOMERS, RENT, AND PROVISION FOR SPECIAL GRANTS TO MEET INDIVIDUAL NEEDS.

"ONE CRITICISM HAS BEEN THAT THE STANDARD RATES ARE INADEQUATE. BUT REGARD MUST BE GIVEN TO THE EXTRA ASSISTANCE PAYABLE UNDER SPECIAL GRANTS," HE ADDED.

HE NOTED THAT TAKING ALL THOSE COMPONENTS INTO ACCOUNT, THE AVERAGE SOCIAL SECURITY PAYMENTS TO A FAMILY OF FOUR NOW REACHED TO ABOUT \$5,800 A MONTH, WHICH IS 92 PER CENT OF AN AVERAGE MANUFACTURING WORKER'S WAGE. THE AVERAGE PAYMENT FOR A SINGLE PERSON IS \$2,000.

MR STRACHAN ALSO INTRODUCED TO THE CITY LIONS THE MAJOR NON-CONTRIBUTORY SOCIAL SECURITY ALLOWANCES WHICH COMPRISE OLD AGE ALLOWANCE, HIGHER OLD AGE ALLOWANCE, DISABILITY ALLOWANCE AND HIGHER DISABILITY ALLOWANCE.

"THESE ARE DESIGNED TO PROVIDE A MONTHLY FLAT-RATE ALLOWANCE FOR THE ELDERLY AND THE SEVERELY DISABLED PERSONS TO MEET THEIR SPECIAL NEEDS ARISING FROM OLD AGE AND DISABILITY," HE SAID.

HE NOTED THAT SOME 400,000 ELDERLY AND SEVERELY DISABLED PERSONS WERE RECEIVING SUCH ALLOWANCES, ADDING THAT PAYMENT RATES WERE REVISED ANNUALLY TO TAKE ACCOUNT OF INFLATION.

HE SAID THE NUMBER OF ELDERLY PERSONS AGED 65 AND ABOVE WAS PROJECTED TO INCREASE FROM 534,700 IN 1993 TO 720,600 IN 2002.

"THIS WOULD MEAN MUCH LARGER WELFARE EXPENDITURE IN THE YEARS TO COME," HE SAID.

MR STRACHAN NOTED THAT THE FAMILY WAS ALSO A SOURCE OF SUPPORT AND STRENGTH IN THE CARE OF THE INFIRM, ELDERLY, DISABLED PERSONS AND YOUNG PEOPLE.

- 20 -

"THE DEPARTMENT THEREFORE ATTACHES GREAT IMPORTANCE TO SUSTAIN AND STRENGTHEN THE ROLE OF FAMILIES THROUGH PREVENTIVE MEASURES AGAINST FAMILY BREAKDOWN, SUPPORTIVE SERVICES AND TREATMENT PROGRAMMES," HE ADDED.

HE SAID CONCRETE FAMILY ACTION PLANS HAD ALSO BEEN FORMULATED AND THE SOCIAL WELFARE DEPARTMENT WAS WORKING CLOSELY WITH THE NON-GOVERNMENTAL SECTOR TO ACHIEVE PLANNED TARGETS.

"DEPENDING ON THE AVAILABILITY OF RESOURCES, WE SHALL REALISE MANY OF OUR PLANS IN THE YEARS AHEAD," HE SAID.

RESOURCES INVESTED TO THAT END CONSTITUTE A SOUND INVESTMENT AND SHOULD BE ACCORDED HIGH PRIORITY IN THE DEPARTMENT'S FUTURE SERVICE PROVISION, MR STRACHAN CONCLUDED.

- - - - 0 - - - -

ORDERLY REPATRIATION PROGRAMME

* * * * *

THE ACTING REFUGEE CO-ORDINATOR, MR EDDY CHAN, TODAY WELCOMED THE SMOOTH REPATRIATION OF 58 VIETNAMESE NON-REFUGEES ON THE THIRTEENTH FLIGHT UNDER THE ORDERLY REPATRIATION PROGRAMME (ORP), BRINGING THE TOTAL NUMBER OF RETURNEES ON THESE FLIGHTS TO 680.

TODAY'S GROUP OF SCREENED-OUT NON-REFUGEES FROM BOTH NORTH AND SOUTH VIETNAM COMPRISED 22 MEN, 14 WOMEN, EIGHT BOYS AND 10 GIRLS FROM THE HIGH ISLAND, NEI KWU CHAU AND CHI MA WAN DETENTION CENTRES, AND FOUR DEPORTEES.

NEARLY ALL ARRIVED IN HONG KONG IN 1988 AND 1989.

MR CHAN WAS PLEASED TO NOTE THE UPSURGE OF APPLICATIONS TO JOIN THE VOLUNTARY REPATRIATION PROGRAMME FOLLOWING THE UNHCR ANNOUNCEMENT IN JULY TO REDUCE THE REINTEGRATION ASSISTANCE.

"I EXPECT THE NUMBER OF VOLUNTARY RETURNEES IN SEPTEMBER TO WELL EXCEED 1,000 AGAINST THE MONTHLY AVERAGE OF 650 SO FAR THIS YEAR", HE SAID.

"WE WILL CONTINUE TO MAINTAIN THESE ORP FLIGHTS AT SEVERAL WEEKS' INTERVAL TO ENCOURAGE VOLUNTARY REPATRIATION."

- - - - 0 - - - -

- 21 -

FOOTBRIDGE CONTRACT SIGNED

* * * * *

THE TSUEN WAN DEVELOPMENT OFFICE (TWDO) OF THE TERRITORY DEVELOPMENT DEPARTMENT TODAY (TUESDAY) SIGNED A \$35.3 MILLION CONTRACT FOR THE BUILDING OF THREE COVERED FOOTBRIDGES IN TSING YI TOWN CENTRE.

THE CONTRACT WAS SIGNED BY THE DEPUTY PROJECT MANAGER OF TWDO, MR TUNG SHU-SHING, AND A REPRESENTATIVE OF THE CONTRACTOR, FLETCHER CONSTRUCTION COMPANY, LIMITED.

THE CONTRACT WORKS, WHICH ARE UNDER PHASE II OF THE TSING YI TOWN CENTRE FOOTBRIDGES SYSTEM, ARE PART OF THE CONTINUING PROGRAMME FOR THE DEVELOPMENT OF THE TSUEN WAN NEW TOWN.

THE WORKS COMPRISE THE CONSTRUCTION OF A FOOTBRIDGE ACROSS TSING YI HEUNG SZE WUI ROAD NEAR THE POLICE DISTRICT HEADQUARTERS TO LINK UP WITH THE ELEVATED WALKWAY SYSTEM IN GREENFIELD GARDEN.

IT ALSO INCLUDES THE BUILDING OF TWO OTHER FOOTBRIDGES ACROSS FUNG SHUE WO ROAD TO LINK THE ELEVATED WALKWAY SYSTEM IN GREENFIELD GARDEN WITH THAT IN SERENE GARDEN, AND TO LINK FUNG SHUE WO VILLAGE RESITE AREA WITH TSING YI ESTATE PHASE II.

THE WORKS HAS BEGUN RECENTLY FOR COMPLETION IN 18 MONTHS.

- - - - 0 - - - -

HEALTH CENTRE TO BE CONVERTED

* * * * *

THE NAM SHAN MATERNAL AND CHILD HEALTH CENTRE (MCHC) IN NAM SHAN ESTATE, KOWLOON, WILL BE CONVERTED INTO THE FIRST CENTRE FOR THE ELDERLY RUN BY THE DEPARTMENT OF HEALTH.

THE NEW CENTRE IS EXPECTED TO START OPERATION AT THE END OF THIS YEAR.

TO MAKE WAY FOR THE CONVERSION, THE SERVICES AT THE NAM SHAN MCHC WILL BE TAKEN OVER BY TWO OTHER CENTRES FROM AUGUST 31 (TUESDAY).

THE CENTRES ARE:

* CHEUNG SHA WAN MATERNAL AND CHILD HEALTH CENTRE
2 KWONG LEE ROAD
TEL : 361 2802

* SHEK KIP MEI MATERNAL AND CHILD HEALTH CENTRE
2 BERWICK STREET
TEL : 777 5955

NEW CLIENTS MAY GO TO ANY ONE OF THE TWO CENTRES, BUT EXISTING CLIENTS SHOULD GO TO EITHER ONE OF THEM AS DIRECTED BEFOREHAND DUE TO THE TRANSFER OF MEDICAL RECORDS.

- - - - 0 - - - -

TUESDAY, AUGUST 24, 1993

- 22 -

HONG KONG GOVERNMENT EXCHANGE FUND
TENDER RESULTS
* * * * *

TENDER DATE	24 AUG 93
PAPER ON OFFER	EF BILLS
ISSUE NUMBER	Q334
AMOUNT APPLIED	HKD 2,300 MN
AMOUNT ALLOTTED	HKD 1,000 MN
AVERAGE YIELD ACCEPTED	2.90 PCT
HIGHEST YIELD ACCEPTED	2.91 PCT
PRO RATA RATIO	ABOUT 63 PCT
AVERAGE TENDER YIELD	2.92 PCT

HONG KONG GOVERNMENT EXCHANGE FUND

TENDERS TO BE HELD IN THE WEEK BEGINNING 30 AUGUST 1993 -

TENDER DATE	31 AUG 93	31 AUG 93
PAPER ON OFFER	EF BILLS	EF BILLS
ISSUE NUMBER	Q335	H372
ISSUE DATE	1 SEPT 93	1 SEPT 93
MATURITY DATE	1 DEC 93	2 MAR 94
TENOR	91 DAYS	182 DAYS
AMOUNT ON OFFER	HKD 1,000+200 MN	HKD 400+80 MN

----- 0 -----

/23

TUESDAY, AUGUST 24, 1993

- 23 -

HONG KONG GOVERNMENT EXCHANGE FUND
MONEY MARKET OPERATIONS

* * * * *

	\$ MILLION

OPENING BALANCE IN THE ACCOUNT	1,855
REVERSAL OF LAF	+145
BALANCE AFTER REVERSAL OF LAF	2,000
NET INJECTION/WITHDRAWAL TODAY	NIL
EFFECT OF LAF TODAY	+100
CLOSING BALANCE IN THE ACCOUNT	2,100
LAF RATE 2.00 BID/4.00 OFFER	TWI 112.3 *+0.1* 24.8.93

HONG KONG GOVERNMENT EXCHANGE FUND

EF BILLS

EF NOTES/HONG KONG GOVERNMENT BONDS

TERMS	YIELD	TERM	ISSUE	COUPON	PRICE	YIELD
1 WEEK	2.79 PCT	15 MONTHS	2411	4.625	101.33	3.54
1 MONTH	2.83 PCT	18 MONTHS	2502	4.75	101.51	3.72
3 MONTHS	2.86 PCT	21 MONTHS	2505	4.75	99.58	4.04
6 MONTHS	3.06 PCT	24 MONTHS	2508	4.625	100.80	4.24
12 MONTHS	3.35 PCT					

TOTAL TURNOVER OF BILLS AND BONDS - 16,807 MN

CLOSED AUGUST 24, 1993

- - - - 0 - - - -