



DAILY INFORMATION BULLETIN

ISSUED BY GOVERNMENT INFORMATION SERVICES
BEACONSFIELD HOUSE, HONG KONG. TEL.: 842 8777

THURSDAY, SEPTEMBER 12, 1991

| <u>CONTENTS</u> | <u>PAGE NO.</u> |
|--|-----------------|
| LEGCO FUNCTIONAL CONSTITUENCY ELECTIONS RESULTS | 1 |
| LEGCO FUNCTIONAL CONSTITUENCY ELECTIONS VOTER TURNOUT | 3 |
| 47 PER CENT TURNOUT RATE SATISFACTORY | 4 |
| TURNOUT RATE CONSIDERED FAVOURABLE | 4 |
| SCA SATISFIED WITH VOTER TURNOUT RATE SO FAR | 5 |
| STRONG JAPANESE INTEREST IN AIRPORT PROJECT | 6 |
| EXTERNAL TRADE STATISTICS FOR JULY RELEASED | 7 |
| SUFFICIENT LAND WILL BE SOLD TO MEET DEMAND | 14 |
| LABOUR DEPARTMENT FINDS JOB FOR EXPLOITED IMPORTED WORKERS | 15 |
| MORE DEMAND FOR INT'L SCHOOL PLACES ENVISAGED | 17 |
| AIR QUALITY REPORT FOR AUGUST RELEASED | 17 |
| GRADING OF BEACH WATER QUALITY | 20 |
| WATER SUSPENSION AT PEAK | 23 |
| HONG KONG GOVERNMENT EXCHANGE FUND MONEY MARKET OPERATIONS | 23 |

THURSDAY, SEPTEMBER 12, 1991

- 1 -

LEGCO FUNCTIONAL CONSTITUENCY ELECTIONS RESULTS

* * * * *

FOLLOWING ARE THE RESULTS OF THE LEGISLATIVE COUNCIL FUNCTIONAL CONSTITUENCY ELECTIONS, 1991:

FIRST COMMERCIAL

| NAME | VOTES | RESULT |
|-----------------------|-------|---------|
| CHENG MING-FUN, PAUL | 416 | |
| MCGREGOR, JAMES DAVID | 487 | ELECTED |

SECOND INDUSTRIAL

| NAME | VOTES | RESULT |
|---------------|-------|---------|
| NGAI SHIU-KIT | 216 | ELECTED |
| SETO FAI | 166 | |

FINANCIAL SERVICES

| NAME | VOTES | RESULT |
|----------------------|-------|---------|
| CHIM PUI-CHUNG | 281 | ELECTED |
| CHAN PO-FUN, PETER | 36 | |
| WONG WUN-WING, DAVID | 5 | |
| CHAM YAU-TONG | 59 | |
| WONG PO-HANG, ALEX | 200 | |
| CHUM TING-PONG | 9 | |

/TEACHING

TEACHING

| NAME ----- | VOTES ----- | RESULT ----- |
|-------------------------|----------------|-----------------|
| HO KING-ON | 886 | |
| WOU TCHONG-HONG, WALTER | 836 | |
| CHEUNG MAN-KWONG | 15,193 | ELECTED |

LEGAL

| NAME ----- | VOTES ----- | RESULT ----- |
|----------------------|----------------|-----------------|
| IP SIK-ON, SIMON | 542 | ELECTED |
| MILLER, JOHN WILLIAM | 158 | |

ENGINEERING

| NAME ----- | VOTES ----- | RESULT ----- |
|-----------------------|----------------|-----------------|
| WONG PING-WAI, SAMUEL | 1,334 | ELECTED |
| TANG KA-FAT, HOGAN | 151 | |

ARCHITECTURAL SURVEYING AND PLANNING

| NAME ----- | VOTES ----- | RESULT ----- |
|-------------------------------|----------------|-----------------|
| HO SING-TIN, BEAUCHAMP EDWARD | 552 | ELECTED |
| KAN FOOK-YEE | 136 | |
| LAU SHIU-KWAN, FRANCIS | 246 | |
| BROOKE, CHARLES NICHOLAS | 94 | |

- 3 -

TOURISM

| NAME | VOTES | RESULT |
|----------------------|-------|---------|
| WU TAN, HAROLD | 318 | |
| YOUNG, HOWARD | 338 | ELECTED |
| YUEN KA-CHAI, RONNIE | 175 | |

REGIONAL COUNCIL

| NAME | VOTES | RESULT |
|-------------------------|-------|---------|
| LAM WAI-KEUNG | 10 | |
| CHAU CHUN-WING, WILLIAM | 5 | |
| LEUNG KAM-HO, GILBERT | 20 | ELECTED |
| CHOW YICK-HAY | 15 | |

- - - - 0 - - - -

LEGCO FUNCTIONAL CONSTITUENCY ELECTIONS VOTER TURNOUT

* * * * *

| CONSTITUENCY | ELECTORS | VOTES | % |
|---------------------------------------|----------|--------|--------|
| COMMERCIAL I | 1,609 | 911 | 56.62 |
| INDUSTRIAL II | 1,366 | 390 | 28.55 |
| FINANCIAL SERVICES | 694 | 556 | 80.12 |
| TEACHING | 38,678 | 17,034 | 44.04 |
| LEGAL | 1,240 | 714 | 57.58 |
| ENGINEERING | 2,805 | 1,511 | 53.87 |
| ARCHITECTURAL, SURVEYING AND PLANNING | 1,481 | 1,039 | 70.16 |
| TOURISM | 847 | 728 | 85.95 |
| REGIONAL COUNCIL | 36 | 36 | 100.00 |
| TOTAL : | 48,756 | 22,919 | 47.01 |

- - - - 0 - - - -

47 PER CENT TURNOUT RATE SATISFACTORY
* * * * *

THE 47 PER CENT OVERALL TURNOUT RATE FOR THE 1991 LEGISLATIVE COUNCIL FUNCTIONAL CONSTITUENCY ELECTIONS IS A SATISFACTORY RESULT, THE SECRETARY FOR CONSTITUTIONAL AFFAIRS, MR MICHAEL SUEN, SAID AFTER THE CLOSING OF THE POLL.

THIS WOULD MEAN 22,919 OF THE 48,756 ELIGIBLE VOTERS HAD TURNED OUT TO VOTE IN THE ELECTIONS, HE SAID.

IN WRAPPING UP THE ELECTIONS, MR SUEN TOLD A PRESS BRIEFING THAT THE FINAL TURNOUT MIGHT BE A BIT LOWER THAN EXPECTED. HE BELIEVED THAT THIS MIGHT BE DUE TO THE HEAVY DOWNPOUR IN THE EVENING WHICH WAS TRADITIONALLY THE PEAK TIME FOR VOTERS TO GO TO POLLING STATIONS.

HE NOTED THAT THERE WERE REPORTS OF TRAFFIC CONGESTION IN A NUMBER OF AREAS WHICH MIGHT ALSO DETER VOTERS GOING TO THE POLL.

IN GENERAL, HE SAID, THE ELECTION WAS A GOOD ONE AS EVERYONE COULD SEE THAT A VERY GOOD ATMOSPHERE WAS BEING BUILT UP THROUGHOUT THE DAY.

"THE CONDUCT OF BOTH THE CANDIDATES AND VOTERS HAS BEEN GOOD AND ORDERLY, AND WE HAVE RECEIVED NO COMPLAINT AT ANY OF THE POLLING STATIONS.

"ALL THESE SHOW THAT HONG KONG PEOPLE ARE GETTING MORE MATURE IN ELECTIONS," HE SAID.

MR SUEN NOTED THAT SEVEN OUT OF THE NINE CONTESTING FUNCTIONAL CONSTITUENCIES HAD A TURNOUT RATE HIGHER THAN 50 PER CENT, LED BY THE TWO NEWLY FORMED FUNCTIONAL CONSTITUENCIES -- TOURISM WITH 85.95 PER CENT AND FINANCIAL SERVICES WITH 80.12 PER CENT.

HE SAID THE GOVERNMENT WOULD CARRY OUT A COMPREHENSIVE REVIEW OF THE ELECTION FOR FURTHER IMPROVEMENTS TO THE POLLING PROCEDURES AND WAYS TO FACILITATE VOTERS TO TURN UP AT POLLING STATIONS.

- - - - 0 - - - -

TURNOUT RATE CONSIDERED FAVOURABLE
* * * * *

THE TURNOUT RATES OF MOST FUNCTIONAL CONSTITUENCIES HAVE BEEN VERY FAVOURABLE WHEN COMPARED TO THE FIGURES OF 1988, THE SECRETARY FOR CONSTITUTIONAL AFFAIRS, MR MICHAEL SUEN, SAID THIS (THURSDAY) EVENING.

SPEAKING AT A PRESS BRIEFING, MR SUEN NOTED THAT ALL FUNCTIONAL CONSTITUENCIES, EXCEPT THE TEACHING PROFESSION, HAD SO FAR RECORDED A HIGHER TURNOUT RATE THAN THE PREVIOUS ELECTIONS.

/HE SAID

HE SAID THE MOST ENCOURAGING SIGN WAS THAT THE NEW FUNCTIONAL CONSTITUENCIES -- TOURISM AND FINANCIAL SERVICES -- WERE BOTH HAVING A VERY HIGH TURNOUT LEADING THE PACK WITH A TURNOUT RATE OF 74.9 PER CENT AND 74 PER CENT RESPECTIVELY UP TO 6.30 PM.

MR SUEN SAID IF THE SLOW TURNOUT OF THE TEACHING CONSTITUENCY WAS DISCARDED FROM THE OVERALL FIGURE, THE TURNOUT RATE IS ON THE HIGH SIDE.

HE NOTED THAT TEACHERS WERE EXPECTED TO COME OUT TO VOTE AFTER SCHOOL.

AS THIS FUNCTIONAL CONSTITUENCY DID NOT REQUIRE TO VOTE IN THE LAST ELECTIONS, COMPARISON COULD ONLY BE MADE WITH THE STATISTICS OF THE 1985 ELECTIONS, HE SAID.

"THE VOTER TURNOUT TREND OF THE TEACHING CONSTITUENCY THIS YEAR IS QUITE SIMILAR TO THAT OF 1985 AND THE TURNOUT RATE IS EXPECTED TO PICK UP AFTER SCHOOL.

"WE HAVE EVERY REASON TO BELIEVE THAT THE TURNOUT OF THIS FUNCTIONAL CONSTITUENCY COULD MATCH THE 1985 PERFORMANCE, THAT IS, OVER 50 PER CENT," HE SAID.

- - - - 0 - - - -

SCA SATISFIED WITH VOTER TURNOUT RATE SO FAR
* * * * *

THE SECRETARY FOR CONSTITUTIONAL AFFAIRS, MR MICHAEL SUEN, SAID THIS (THURSDAY) MORNING THAT HE WAS SATISFIED WITH THE VOTER TURNOUT RATE FOR THE FUNCTIONAL CONSTITUENCY ELECTIONS SO FAR AND WAS OPTIMISTIC THAT THE FINAL RESULT WOULD BE HIGHER THAN LAST TIME'S.

SPEAKING TO REPORTERS AFTER TOURING SEVERAL POLLING STATIONS AT CENTRAL GOVERNMENT OFFICES AND LATER AT THE LEGCO ELECTIONS PRESS CENTRE, MR SUEN SAID THE OVERALL AVERAGE HAD BEEN PULLED DOWN BY A RATHER LOW TURNOUT, AT THIS STAGE, IN RESPECT OF THE TEACHING CONSTITUENCY.

"AS WE KNOW MOST OF THE VOTERS IN THAT PARTICULAR CONSTITUENCY ARE NOW ENGAGED IN REAL WORK, THEY ARE TEACHING, AND WE WON'T EXPECT MOST OF THEM TO COME OUT AND VOTE UNTIL AFTER LUNCH, AS MOST OF THEM ARE PRIMARY TEACHERS AND THEY TEACH IN THE MORNING. WE HOPE THE SITUATION WILL IMPROVE IN THE AFTERNOON AND CERTAINLY TOWARDS THE EVENING.

"IF WE DISREGARD THE FAIRLY LOW FIGURE FOR THE TEACHING CONSTITUENCY, UP TILL NOW, WE'VE GOT THE FAIRLY RESPECTABLE 15 PER CENT FOR THE REST OF THE CONSTITUENCIES," HE SAID.

MR SUEN SAID HE WAS ALSO VERY SATISFIED WITH THE SMOOTH OPERATION OF VOTING AT THE POLLING STATIONS, NOTING THAT THERE HAD NOT BEEN ANY INCIDENT REPORTED.

/"VOTING HAS

"VOTING HAS BEEN CONDUCTED VERY SMOOTHLY. I AM VERY SATISFIED WITH THE LAW AND ORDER, THE CROWD CONTROL MEASURES, AND GENERALLY THE BEHAVIOUR OF EVERYONE."

WHEN ASKED ABOUT THE NUMBER OF UNCONTESTED SEATS FOR 11 CONSTITUENCIES, MR SUEN SAID THE CHOICE WAS THERE FOR ANYONE WHO WAS INTERESTED TO RUN IN THESE ELECTIONS. "THE FACT THAT SOMEONE HAS CHOSEN NOT TO RUN, I THINK, IS A MATTER OF INDIVIDUAL TASTE," HE SAID.

AS FOR THE HIGHER VOTER TURNOUT RATE SO FAR FOR THE NEW FUNCTIONAL CONSTITUENCIES, SUCH AS TOURISM, MR SUEN ATTRIBUTED THIS TO THE KEENNESS OF THE PEOPLE IN THAT NEW CONSTITUENCY IN EXERCISING THEIR VOTE AS WELL AS THE NOVELTY OF THE CONSTITUENCY TO ITS VOTERS.

NOTE TO EDITORS:

THE SECRETARY FOR CONSTITUTIONAL AFFAIRS, MR MICHAEL SUEN, WILL GIVE A MEDIA BRIEFING ON THE FUNCTIONAL CONSTITUENCY ELECTIONS TODAY (THURSDAY) AT 5.15 PM AT THE LEGCO ELECTIONS PRESS CENTRE AT QUEEN ELIZABETH STADIUM, 18 OF KWAN ROAD, WAN CHAI,

LATER TONIGHT, AROUND 11 PM, HE WILL GIVE A ROUND-UP BRIEFING AT THE SAME VENUE.

YOU ARE INVITED TO ATTEND BOTH BRIEFINGS.

----- 0 -----

STRONG JAPANESE INTEREST IN AIRPORT PROJECT

* * * * *

JAPANESE FINANCIAL INSTITUTIONS HAVE SHOWN CONSIDERABLE INTEREST IN HONG KONG'S NEW AIRPORT PROJECT, THE CHIEF SECRETARY, SIR DAVID FORD, SAID TODAY (THURSDAY).

DURING THE PAST FOUR DAYS, SIR DAVID AND THE CHIEF EXECUTIVE OF THE PROVISIONAL AIRPORT AUTHORITY, MR RICHARD ALLEN, HAVE HELD MEETINGS WITH SOME OF JAPAN'S TOP BANKERS AND BUSINESS LEADERS TO BRIEF THEM ON THE LATEST DEVELOPMENTS.

"AS ONE OF THE BIGGEST CIVIL ENGINEERING PROJECTS IN THE WORLD, IT'S OBVIOUS IT WILL ATTRACT INVESTORS, CONTRACTORS, POTENTIAL FRANCHISE OPERATORS AND SERVICE PROVIDERS.

"HOWEVER, THE INTEREST FROM THE JAPANESE EXCEEDED OUR EXPECTATIONS," HE SAID.

HIGHLIGHTS OF THE FINAL DAY IN TOKYO INCLUDED A BRIEFING FOR 60 SENIOR EXECUTIVES OF MORE THAN 30 JAPANESE BANKS, FOLLOWED BY A LUNCHEON HOSTED BY THE PRESIDENTS AND MANAGING DIRECTORS OF 10 OF THE LEADING JAPANESE BANKS IN HONG KONG.

/IN HIS

THURSDAY, SEPTEMBER 12, 1991

- 7 -

IN HIS ADDRESS EARLIER TODAY, SIR DAVID SAID THE SIGNING OF THE MEMORANDUM OF UNDERSTANDING LAST WEEK ON THE NEW AIRPORT PROJECT HAD BLOWN AWAY THE POLITICAL CLOUD WHICH HAD BEEN HANGING OVER THE PROJECT.

"EVERYONE IS NOW CLEAR THAT THE PROJECT WILL GO AHEAD AS SCHEDULED. THE SIGNING OF THE AGREEMENT, MORE THAN ANYTHING ELSE, HAS CHANGED THE ATTITUDE OF POTENTIAL INVESTORS TOWARDS THE PROJECT.

"WITH THE POLITICAL RISKS NOW LARGELY REMOVED, FINANCIERS WILL FOCUS ON THE COMMERCIAL VIABILITY.

"BUT FROM ALL WE HAVE HEARD SO FAR, THE PROJECT IS ONE WHICH FITS WELL INTO THE RENEWED INTEREST OF JAPAN'S FINANCIAL INSTITUTIONS IN INFRASTRUCTURE PROJECTS, PARTICULARLY IN THE ASIAN REGION," HE SAID.

THE CHIEF SECRETARY SAID IT WAS CLEAR FROM THE VISIT THAT EVERYONE WAS ENTHUSIASTIC ABOUT THE PROJECT.

"JAPAN HAS ALREADY INVESTED HEAVILY IN HONG KONG, SO I WOULD EXPECT JAPANESE FIRMS TO PLAY A SIGNIFICANT ROLE IN THE NEW PROJECT."

HOWEVER, HE SAID IT WAS AN INTERNATIONAL PROJECT WHICH HAD ALSO GENERATED A GREAT DEAL OF INTEREST FROM EUROPE AND THE UNITED STATES, AND THE INVOLVEMENT OF ANY COUNTRY IN THE PROJECT WOULD OBVIOUSLY DEPEND ON THE COMPETITIVENESS OF THEIR BIDS.

- - - - 0 - - - -

EXTERNAL TRADE STATISTICS FOR JULY RELEASED

* * * * *

TOTAL MERCHANDISE TRADE IN JULY 1991, AT \$138,768 MILLION, GREW BY 25% IN VALUE AS COMPARED WITH JULY 1990, ACCORDING TO THE DETAILED FIGURES ON THE VALUE OF TRADE IN JULY 1991 RELEASED TODAY (THURSDAY) BY THE CENSUS AND STATISTICS DEPARTMENT.

OVER THE SAME PERIOD OF COMPARISON, THE VALUE OF DOMESTIC EXPORTS INCREASED BY 4% TO \$21,180 MILLION, WHILE THAT OF RE-EXPORTS ROSE BY 34% TO \$48,505 MILLION. THE VALUE OF TOTAL EXPORTS INCREASED BY 23% TO \$69,685 MILLION. THE VALUE OF IMPORTS INCREASED BY 27% TO \$69,082 MILLION.

THE VALUE OF TOTAL MERCHANDISE TRADE IN JANUARY TO JULY 1991, AT \$836,027 MILLION, INCREASED BY 22% AS COMPARED WITH THE SAME PERIOD IN 1990.

OVER THE SAME PERIOD OF COMPARISON, THE VALUE OF DOMESTIC EXPORTS INCREASED BY 4% TO \$126,103 MILLION, WHILE THAT OF RE-EXPORTS INCREASED BY 28% TO \$281,620 MILLION. THUS, THE VALUE OF TOTAL EXPORTS INCREASED BY 20% TO \$407,723 MILLION. THE VALUE OF IMPORTS INCREASED BY 24% TO \$428,303 MILLION.

/THE CHANGES

THE CHANGES IN THE VALUE OF DOMESTIC EXPORTS TO THE 10 MAJOR MARKETS ARE SHOWN IN TABLE 1.

COMPARING JULY 1991 WITH JULY 1990, THE VALUE OF DOMESTIC EXPORTS TO TAIWAN, SINGAPORE AND CHINA INCREASED SIGNIFICANTLY, BY 23%, 22% AND 17% RESPECTIVELY. THOSE TO FRANCE, THE FEDERAL REPUBLIC OF GERMANY AND THE UNITED KINGDOM INCREASED BY 10%, 9% AND 5% RESPECTIVELY.

HOWEVER, THE VALUE OF DOMESTIC EXPORTS TO THE USA, CANADA, JAPAN AND THE NETHERLANDS DECREASED BY 7%, 6%, 3% AND 2% RESPECTIVELY.

COMPARING JANUARY TO JULY 1991 WITH THE SAME PERIOD IN 1990, SUBSTANTIAL INCREASES WERE RECORDED IN THE VALUE OF DOMESTIC EXPORTS TO SINGAPORE, THE FEDERAL REPUBLIC OF GERMANY, THE NETHERLANDS, THE UNITED KINGDOM AND CHINA, BY 28%, 27%, 17%, 15% AND 14% RESPECTIVELY. THE VALUE OF DOMESTIC EXPORTS TO FRANCE, TAIWAN AND JAPAN INCREASED BY 10%, 10% AND 3% RESPECTIVELY.

HOWEVER, THE VALUE OF DOMESTIC EXPORTS TO CANADA AND THE USA DECREASED BY 13% AND 12% RESPECTIVELY.

TABLE 2 SHOWS THE CHANGES IN THE VALUE OF DOMESTIC EXPORTS OF THE MAJOR COMMODITY DIVISIONS.

COMPARING JANUARY TO JULY 1991 WITH THE SAME PERIOD IN 1990, INCREASES IN THE VALUE OF DOMESTIC EXPORTS WERE REGISTERED FOR OFFICE MACHINES AND AUTOMATIC DATA PROCESSING EQUIPMENT (BY \$1,757 MILLION OR 21%); CLOTHING (BY \$1,662 MILLION OR 4%); ELECTRICAL MACHINERY, APPARATUS AND APPLIANCES, AND ELECTRICAL PARTS THEREOF (BY \$1,342 MILLION OR 14%); AND TEXTILES (BY \$321 MILLION OR 3%).

HOWEVER, DECREASES IN THE VALUE OF DOMESTIC EXPORTS WERE RECORDED IN MISCELLANEOUS MANUFACTURED ARTICLES (BY \$1,052 MILLION OR 7%), AND PHOTOGRAPHIC APPARATUS, EQUIPMENT AND SUPPLIES, OPTICAL GOODS, WATCHES AND CLOCKS (BY \$260 MILLION OR 2%).

THE CHANGES IN THE VALUE OF IMPORTS FROM THE 10 MAJOR SUPPLIERS ARE SUMMARISED IN TABLE 3.

COMPARING JULY 1991 WITH JULY 1990, INCREASES WERE RECORDED IN THE VALUE OF IMPORTS FROM MOST MAJOR SUPPLIERS.

SIGNIFICANT INCREASES WERE RECORDED IN THE VALUE OF IMPORTS FROM TAIWAN, SINGAPORE, JAPAN, THE USA, CHINA AND THE UNITED KINGDOM, BY 39%, 38%, 30%, 26%, 24% AND 24% RESPECTIVELY. THOSE FROM THE FEDERAL REPUBLIC OF GERMANY, ITALY AND THE REPUBLIC OF KOREA INCREASED BY 20%, 17% AND 16% RESPECTIVELY.

HOWEVER, THE VALUE OF IMPORTS FROM SWITZERLAND DECREASED BY 13%.

COMPARING JANUARY TO JULY 1991 WITH THE SAME PERIOD IN 1990, INCREASES WERE RECORDED IN THE VALUE OF IMPORTS FROM MOST MAJOR SUPPLIERS.

THE VALUE OF IMPORTS FROM SINGAPORE, TAIWAN, JAPAN, THE REPUBLIC OF KOREA, THE UNITED KINGDOM AND CHINA INCREASED SUBSTANTIALLY, BY 38%, 32%, 29%, 27%, 25%, AND 25% RESPECTIVELY. THOSE FROM THE FEDERAL REPUBLIC OF GERMANY, THE USA AND ITALY INCREASED BY 15%, 10% AND 6% RESPECTIVELY.

HOWEVER, THE VALUE OF IMPORTS FROM SWITZERLAND DECREASED SLIGHTLY BY 0.1%.

TABLE 4 SHOWS THE CHANGES IN THE VALUE OF IMPORTS OF THE MAJOR COMMODITY DIVISIONS.

COMPARING JANUARY TO JULY 1991 WITH THE SAME PERIOD IN 1990, CONSIDERABLE INCREASES IN THE VALUE OF IMPORTS WERE RECORDED IN ELECTRICAL MACHINERY, APPARATUS AND APPLIANCES, AND ELECTRICAL PARTS THEREOF (BY \$9,370 MILLION OR 27%); TEXTILES (BY \$9,073 MILLION OR 21%); TELECOMMUNICATIONS AND SOUND RECORDING AND REPRODUCING APPARATUS AND EQUIPMENT (BY \$6,882 MILLION OR 26%); AND CLOTHING (BY \$6,423 MILLION OR 23%).

HOWEVER, DECREASES IN THE VALUE OF IMPORTS WERE REGISTERED FOR OTHER TRANSPORT EQUIPMENT (BY \$792 MILLION OR 23%), AND CORK AND WOOD MANUFACTURES (BY \$73 MILLION OR 3%).

THE CHANGES IN THE VALUE OF HONG KONG'S RE-EXPORTS TO THE 10 MAJOR MARKETS ARE SHOWN IN TABLE 5.

COMPARING JULY 1991 WITH JULY 1990, THE VALUE OF RE-EXPORTS TO MOST MAJOR MARKETS INCREASED.

SIGNIFICANT INCREASES WERE RECORDED IN THE VALUE OF RE-EXPORTS TO FRANCE, CHINA, THE FEDERAL REPUBLIC OF GERMANY, CANADA, THE REPUBLIC OF KOREA, THE USA AND JAPAN, BY 56%, 54%, 38%, 35%, 30%, 25% AND 17% RESPECTIVELY.

THOSE TO THE UNITED KINGDOM AND TAIWAN INCREASED BY 6% AND 5% RESPECTIVELY. HOWEVER, THE VALUE OF RE-EXPORTS TO SINGAPORE DECREASED BY 2%.

COMPARING JANUARY TO JULY 1991 OVER THE SAME PERIOD IN 1990, THE VALUE OF RE-EXPORTS TO MOST MAJOR MARKETS INCREASED.

SIGNIFICANT INCREASES WERE RECORDED IN THE VALUE OF RE-EXPORTS TO THE FEDERAL REPUBLIC OF GERMANY, FRANCE, CHINA, THE UNITED KINGDOM, JAPAN AND CANADA, BY 70%, 50%, 38%, 23%, 22% AND 22% RESPECTIVELY. THE VALUE OF RE-EXPORTS TO THE USA, TAIWAN AND THE REPUBLIC OF KOREA INCREASED BY 17%, 15% AND 12% RESPECTIVELY.

HOWEVER, THE VALUE OF RE-EXPORTS TO SINGAPORE DECREASED BY 10%.

TABLE 6 SHOWS THE CHANGES IN THE VALUE OF RE-EXPORTS OF THE MAJOR COMMODITY DIVISIONS.

COMPARING JANUARY TO JULY 1991 WITH THE SAME PERIOD IN 1990, CONSIDERABLE INCREASES IN THE VALUE OF RE-EXPORTS WERE REGISTERED FOR CLOTHING (BY \$8,017 MILLION OR 32%); MISCELLANEOUS MANUFACTURED ARTICLES (BY \$6,480 MILLION OR 23%); TEXTILES (BY \$6,401 MILLION OR 25%); AND FOOTWEAR (BY \$5,108 MILLION OR 72%).

HOWEVER, DECREASES IN THE VALUE OF RE-EXPORTS WERE RECORDED IN FISH, CRUSTACEANS AND MOLLUSCS, AND PREPARATIONS THEREOF (BY \$135 MILLION OR 6%), AND METALLIFEROUS ORES AND METAL SCRAP (BY \$67 MILLION OR 16%).

ALL THE TRADE STATISTICS DESCRIBED HERE ARE MEASURED AT CURRENT PRICES AND NO ACCOUNT HAS BEEN TAKEN OF THE CHANGES IN PRICES BETWEEN THE PERIODS OF COMPARISON. A SEPARATE ANALYSIS OF THE PRICE AND VOLUME MOVEMENTS OF EXTERNAL TRADE IN JULY 1991 WILL BE RELEASED IN EARLY OCTOBER 1991.

DETAILED STATISTICS ON TRADE VALUE BY COMMODITY AND BY COUNTRY ARE PUBLISHED IN TRADE STATISTICS REPORTS.

THE JULY 1991 ISSUE OF THE "HONG KONG EXTERNAL TRADE" WITH DETAILED ANALYSES ON IMPORTS, EXPORTS AND RE-EXPORTS IN JULY 1991 WILL BE AVAILABLE FOR SALE AROUND SEPTEMBER 18, AT THE GOVERNMENT PUBLICATIONS CENTRE, GROUND FLOOR, GPO BUILDING, CONNAUGHT PLACE, CENTRAL AT \$33.50 PER COPY.

ENQUIRIES REGARDING REGULAR SUBSCRIPTION TO THIS REPORT MAY BE DIRECTED TO THE INFORMATION SERVICES DEPARTMENT AT FRENCH MISSION BUILDING, 1 BATTERY PATH, HONG KONG (TEL. NO. 8428802) AND ENQUIRIES ON TRADE STATISTICS TO THE CENSUS AND STATISTICS DEPARTMENT (TEL. NO. 823 4915).

TABLE 1: DOMESTIC EXPORTS TO 10 MAJOR MARKETS

| MAJOR MARKET | JUL 1991 (HKD MN.) | JUL 91 OVER JUL 90 (%) | JAN-JUL 1991 (HKD MN.) | JAN-JUL 91 OVER JAN-JUL 90 (%) |
|-----------------|--------------------------|-----------------------------------|------------------------------|---|
| USA | 5,736 | - 7 | 31,709 | - 12 |
| CHINA | 4,982 | + 17 | 29,283 | + 14 |
| F.R. OF GERMANY | 1,887 | + 9 | 11,560 | + 27 |
| UK | 1,307 | + 5 | 7,796 | + 15 |
| JAPAN | 1,007 | - 3 | 6,494 | + 3 |
| SINGAPORE | 798 | + 22 | 4,985 | + 28 |
| TAIWAN | 533 | + 23 | 3,526 | + 10 |
| NETHERLANDS | 485 | - 2 | 3,164 | + 17 |
| CANADA | 537 | - 6 | 2,682 | - 13 |
| FRANCE | 333 | + 10 | 2,195 | + 10 |

/TABLE 2:

TABLE 2: DOMESTIC EXPORTS OF THE MAJOR COMMODITY DIVISIONS

| COMMODITY DIVISION | JUL 1991 (HKD MN.) | JUL 91 OVER JUL 90 (%) | JAN-JUL 1991 (HKD MN.) | JAN-JUL 91 OVER JAN-JUL 90 (%) |
|--|--------------------------|-----------------------------------|------------------------------|---|
| ARTICLES OF APPAREL AND CLOTHING ACCESSORIES | 7,558 | + 3 | 39,203 | + 4 |
| MISCELLANEOUS MANUFACTURED ARTICLES (MAINLY JEWELLERY, GOLDSMITHS' AND SILVERSMITHS' WARES) | 2,171 | - 3 | 13,273 | - 7 |
| ELECTRICAL MACHINERY, APPARATUS AND APPLIANCES, AND ELECTRICAL PARTS THEREOF | 1,730 | + 22 | 10,803 | + 14 |
| PHOTOGRAPHIC APPARATUS, EQUIPMENT AND SUPPLIES, OPTICAL GOODS, WATCHES AND CLOCKS | 1,427 | - 24 | 10,739 | - 2 |
| OFFICE MACHINES AND AUTOMATIC DATA PROCESSING EQUIPMENT | 1,698 | + 38 | 10,226 | + 21 |
| TEXTILE YARN, FABRICS, MADE-UP ARTICLES AND RELATED PRODUCTS | 1,576 | + 12 | 9,834 | + 3 |

TABLE 3: IMPORTS FROM 10 MAJOR SUPPLIERS

| MAJOR SUPPLIER | JUL 1991 (HKD MN.) | JUL 91 OVER JUL 90 (%) | JAN-JUL 1991 (HKD MN.) | JAN-JUL 91 OVER JAN-JUL 90 (%) |
|----------------|--------------------------|-----------------------------------|------------------------------|---|
| CHINA | 26,236 | + 24 | 155,466 | + 25 |
| JAPAN | 11,429 | + 30 | 70,726 | + 29 |
| TAIWAN | 6,816 | + 39 | 41,088 | + 32 |
| USA | 4,893 | + 26 | 33,062 | + 10 |
| REP OF KOREA | 3,007 | + 16 | 20,184 | + 27 |

- 12 -

| | | | | |
|-----------------|-------|------|--------|------|
| SINGAPORE | 2,759 | + 38 | 18,315 | + 38 |
| UK | 1,394 | + 24 | 9,559 | + 25 |
| F.R. OF GERMANY | 1,454 | + 20 | 9,179 | + 15 |
| ITALY | 1,061 | + 17 | 6,460 | + 6 |
| SWITZERLAND | 849 | - 13 | 6,273 | * |

* DENOTES LESS THAN 0.5%

TABLE 4: IMPORTS OF THE MAJOR COMMODITY DIVISIONS

| COMMODITY DIVISION | JUL 1991 (HKD MN.) | JUL 91 OVER JUL 90 (%) | JAN-JUL 1991 (HKD MN.) | JAN-JUL 91 OVER JAN-JUL 90 (%) |
|--|--------------------------|-----------------------------------|------------------------------|---|
| TEXTILE YARN, FABRICS, MADE-UP ARTICLES AND RELATED PRODUCTS | 8,318 | + 25 | 52,632 | + 21 |
| ELECTRICAL MACHINERY, APPARATUS AND APPLIANCES, AND ELECTRICAL PARTS THEREOF | 7,144 | + 29 | 44,224 | + 27 |
| ARTICLES OF APPAREL AND CLOTHING ACCESSORIES | 5,911 | + 19 | 34,542 | + 23 |
| TELECOMMUNICATIONS AND SOUND RECORDING AND REPRODUCING APPARATUS AND EQUIPMENT | 5,481 | + 24 | 32,992 | + 26 |
| MISCELLANEOUS MANUFACTURED ARTICLES (MAINLY BABY CARRIAGES, TOYS, GAMES AND SPORTING GOODS) | 5,099 | + 16 | 28,829 | + 19 |
| PHOTOGRAPHIC APPARATUS, EQUIPMENT AND SUPPLIES, OPTICAL GOODS, WATCHES AND CLOCKS | 3,135 | + 8 | 20,981 | + 17 |

/TABLE 5:

TABLE 5: RE-EXPORTS TO 10 MAJOR MARKETS

| MAJOR MARKET | JUL 1991 (HKD MN.) | JUL 91 OVER JUL 90 (%) | JAN-JUL 1991 (HKD MN.) | JAN-JUL 91 OVER JAN-JUL 90 (%) |
|-----------------|--------------------------|-----------------------------------|------------------------------|---|
| CHINA | 14,420 | + 54 | 81,952 | + 38 |
| USA | 10,494 | + 25 | 54,182 | + 17 |
| F.R. OF GERMANY | 2,757 | + 38 | 18,527 | + 70 |
| JAPAN | 2,234 | + 17 | 15,210 | + 22 |
| TAIWAN | 1,909 | + 5 | 13,709 | + 15 |
| REP OF KOREA | 1,375 | + 30 | 8,488 | + 12 |
| UK | 1,433 | + 6 | 7,421 | + 23 |
| SINGAPORE | 1,042 | - 2 | 6,573 | - 10 |
| FRANCE | 814 | + 56 | 5,021 | + 50 |
| CANADA | 892 | + 35 | 4,428 | + 22 |

TABLE 6: RE-EXPORTS OF THE MAJOR COMMODITY DIVISIONS

| COMMODITY DIVISION | JUL 1991 (HKD MN.) | JUL 91 OVER JUL 90 (%) | JAN-JUL 1991 (HKD MN.) | JAN-JUL 91 OVER JAN-JUL 90 (%) |
|--|--------------------------|-----------------------------------|------------------------------|---|
| MISCELLANEOUS MANUFACTURED ARTICLES (MAINLY BABY CARRIAGES, TOYS, GAMES AND SPORTING GOODS) | 6,557 | + 17 | 34,381 | + 23 |
| ARTICLES OF APPAREL AND CLOTHING ACCESSORIES | 5,855 | + 23 | 33,084 | + 32 |
| TEXTILE YARN, FABRICS, MADE-UP ARTICLES AND RELATED PRODUCTS | 5,480 | + 39 | 31,765 | + 25 |

/ELECTRICAL MACHINERY,

- 14 -

| | | | | |
|---|-------------------|------|--------|------|
| ELECTRICAL MACHINERY, APPARATUS AND APPLIANCES, AND ELECTRICAL PARTS THEREOF | 3,959 | + 33 | 23,619 | + 13 |
| TELECOMMUNICATIONS AND SOUND RECORDING AND REPRODUCING APPARATUS AND EQUIPMENT | 4,023 | + 31 | 23,326 | + 27 |
| FOOTWEAR | 2,347 | + 82 | 12,225 | + 72 |
| | - - - - 0 - - - - | | | |

SUFFICIENT LAND WILL BE SOLD TO MEET DEMAND

* * * * *

THE DIRECTOR OF BUILDINGS AND LANDS, MR ROBERT POPE, TODAY (THURSDAY) ASSURED THE PUBLIC THAT SUFFICIENT LAND WOULD BE SOLD TO MEET THE SUDDEN INCREASE IN DEMAND AND THIS WOULD HOPEFULLY DEFLATE THE CURRENTLY OVER-HEATED PROPERTY MARKET.

SPEAKING AT A LUNCHEON MEETING, HE SAID: "IN ORDER TO MEET THE OBVIOUS INCREASED DEMAND FOR LAND, THE LAND COMMISSION WILL BE APPROACHED AT THEIR NEXT MEETING FOR APPROVAL TO DRAW ON THE FIVE HECTARES OF LAND IN THE RESERVE PROGRAMME."

HE EXPLAINED THAT IT WAS NOT POSSIBLE OR INDEED NECESSARY TO APPROACH THE LAND COMMISSION EARLIER.

"WHEN THEY HELD THEIR LAST MEETING IN JUNE, WE WERE ONLY THREE MONTHS INTO THE LAND DISPOSAL PROGRAMME AND IT WOULD HAVE BEEN RIDICULOUS TO ASK THE LAND COMMISSION FOR APPROVAL TO SELL MORE LAND WHEN WE HAD NOT AT THAT POINT IN TIME SOLD VERY MUCH AT ALL," HE SAID.

"BY THE NEXT MEETING WE WILL BE MORE THAN HALF-WAY THROUGH THE LAND DISPOSAL PROGRAMME AND IT WILL BE POSSIBLE TO JUDGE HOW MUCH MORE LAND WILL BE REQUIRED."

MR POPE REFUTED SUGGESTION THAT THE 50 HECTARES LIMITATION ON LAND SALES IN THE JOINT DECLARATION WAS CAUSING ANY SHORTAGE OF LAND SUPPLY.

HE SAID: "THE AMOUNT OF LAND DISPOSED OF EACH YEAR SINCE THE SINO-BRITISH JOINT DECLARATION HAS EACH YEAR EXCEEDED THE 50 HECTARES LIMITATION, THE AVERAGE BEING 85 HECTARES WITH 144 HECTARES BEING DISPOSED OF IN 1988/89.

"THE LAND COMMISSION HAS BEEN A VERY SUCCESSFUL JOINT COMMITTEE DRAWN FROM THE BRITISH AND CHINESE SIDE.

"BASED ON PAST RECORDS, AN AVERAGE OF ABOUT 31,000 NEW FLATS ARE PRODUCED EACH YEAR AND ACCORDING TO THE COMMISSIONER OF RATING AND VALUATION'S 1991 PROPERTY REVIEW 30,400 FLATS WILL BE PRODUCED THIS YEAR WITH 34,700 BEING PRODUCED IN 1992.

/"THEREFORE THERE

"THEREFORE THERE IS NO UNDER SUPPLY OF NEW FLATS."

MR POPE ALSO POINTED OUT THAT LAND SOLD TODAY WOULD NOT PRODUCE FLATS FOR ANOTHER THREE YEARS AND THEREFORE ANY SHORTAGE OF LAND SUPPLY IN RECENT YEARS WOULD NOT AFFECT FLAT SUPPLY SITUATION FOR ANOTHER THREE YEARS.

HE NOTED THAT HONG KONG HAD HAD A FEW LEAN YEARS IN THE PROPERTY SECTOR FOLLOWING ON FROM THE EVENT IN CHINA IN JUNE 1989, THE BUILD UP TO AND THE EFFECT OF THE GULF WAR AND THE ONGOING UNCERTAINTY OF THE FUTURE OF THE NEW AIRPORT.

"THERE WAS NO REASON FOR THE BUILDINGS AND LANDS DEPARTMENT TO BE BULLISH AND PLAN TO SELL MORE LAND WHEN THE LAND DISPOSAL PROGRAMME WAS DRAWN UP IN MARCH THIS YEAR," HE SAID.

HE ATTRIBUTED THE INCREASED DEMAND TO THE CHANGING SITUATION WITH THE SUCCESSFUL CONCLUSION OF THE GULF WAR AND THE REACHING OF AN AGREEMENT WITH THE CHINESE GOVERNMENT ON THE NEW AIRPORT.

"SUDDENLY EVERY ONE WANTS TO BUY PROPERTY IN HONG KONG AND HAS DEVELOPED SHORT MEMORIES OF THE SITUATION EARLIER THIS YEAR," HE SAID.

ON FUTURE SUPPLY OF RESIDENTIAL LAND, HE SAID ANOTHER FIVE HECTARES OF LAND WOULD BE AVAILABLE NEXT YEAR IN TSEUNG KWAN O, ABOUT FOUR HECTARES IN TUEN MUN AND FANLING THE YEAR AFTER AND SIX HECTARES IN HUNG HOM IN THE FOLLOWING YEARS.

HE SAID: "TO SAY NOTHING OF THE LAND IN OTHER LOCATIONS ALSO SOLD UNDER THE LAND SALES PROGRAMME AND THE LAND THAT WOULD BECOME AVAILABLE IN THE URBAN AREA BY THE SALE OF LAND CURRENTLY OCCUPIED BY GOVERNMENT BUILDINGS OF DIFFERENT TYPES."

APPEALING TO THE PUBLIC NOT TO PANIC, MR POPE SAID THE GOVERNMENT WAS DOING ITS BIT, THE BANKS WERE DOING THEIRS BY HOLDING BACK ON MORTGAGES AND HE WAS SURE THE MARKET WOULD CORRECT ITSELF.

- - - - 0 - - - -

LABOUR DEPARTMENT FINDS JOB FOR EXPLOITED IMPORTED WORKERS

* * * * *

THE LABOUR DEPARTMENT HAS FOUND JOBS FOR FOUR IMPORTED WORKERS WHO WERE DISMISSED BY A GARMENT FACTORY LAST MONTH AFTER COMPLAINING ABOUT UNDERPAYMENT OF WAGES.

THE EMPLOYER CONCERNED HAS BEEN PROSECUTED.

"THE WORKERS WILL BE EMPLOYED BY ANOTHER GARMENT FACTORY FOR THE BALANCE OF THEIR ORIGINAL TWO-YEAR CONTRACT PERIOD UNDER THE TERMS OF THE SPECIAL LABOUR IMPORTATION SCHEME FOR EXPERIENCED OPERATIVES," THE ASSISTANT COMMISSIONER FOR LABOUR, MR MAK SAI-YIU, SAID TODAY (THURSDAY).

THE DEPARTMENT IS ALSO HELPING ANOTHER DISMISSED IMPORTED WORKER IN FINDING A NEW JOB IN THE CONSTRUCTION INDUSTRY.

"WE WILL ASSIST ANY IMPORTED WORKER IN RE-EMPLOYMENT AND IN THEIR APPLICATION TO THE IMMIGRATION DEPARTMENT FOR AN EXTENSION OF STAY IN HONG KONG SHOULD HE LOSE HIS JOB THROUGH NO FAULT OF HIS OWN," MR MAK STRESSED.

HE ASKED IMPORTED WORKERS TO COME FORWARD TO REPORT ANY EXPLOITATION BY UNSCRUPULOUS EMPLOYERS WHO WOULD BE PROSECUTED IF THERE IS EVIDENCE OF THEM BREACHING THE EMPLOYMENT ORDINANCE.

"TO ENSURE IMPORTED WORKERS RECEIVE THEIR WAGES IN FULL, WE ADVISE EMPLOYERS TO PAY WAGES DIRECT TO THE WORKERS' BANK ACCOUNTS," MR MAK SAID.

"THIS IS TO ENSURE THAT THE CONTRACTUAL WAGES ARE RECEIVED DIRECTLY BY THE IMPORTED WORKER, WITH AN INDEPENDENT RECORD OF WAGE PAYMENT," HE EXPLAINED.

MR MAK SAID LETTERS HAD BEEN SENT TO ALL THE 2,488 EMPLOYERS APPROVED TO IMPORT WORKERS UNDER THE 1990 IMPORTATION SCHEMES ADVISING THEM TO PAY WAGES THROUGH BANKS AND REMINDING THEM OF THE LAW REGARDING WAGE PAYMENT AND WAGE DEDUCTIONS.

"ALSO, THERE WILL BE A CLAUSE IN THE LABOUR IMPORTATION SCHEME FOR THE NEW AIRPORT AND ITS RELATED PROJECTS REQUIRING WAGES TO BE PAID DIRECTLY TO THE WORKERS' BANK ACCOUNTS TO AVOID POSSIBLE UNDERPAYMENT," HE ADDED.

MEANWHILE, THE LABOUR DEPARTMENT HAS SET UP A SECOND SPECIAL ENFORCEMENT TEAM (SET) OF SIX LABOUR INSPECTORS TO STEP UP THE MONITORING OF THE LABOUR IMPORTATION SCHEMES AGAINST POSSIBLE EXPLOITATION OF IMPORTED WORKERS.

LIKE THE FIRST SET INCEPTED IN JANUARY, THE NEW TEAM WILL VISIT THE WORKPLACES AND ACCOMMODATIONS OF ALL IMPORTED WORKERS THROUGHOUT THE TERRITORY DAY AND NIGHT.

"DURING THE VISITS, THE LABOUR INSPECTORS WILL CHECK WHETHER THE ACCOMMODATIONS ARE UP TO THE STANDARD SPECIFIED IN THE EMPLOYMENT CONTRACTS AND WILL ASK INDIVIDUAL WORKERS THE ACTUAL AMOUNT OF WAGES THEY RECEIVE," MR MAK SAID.

THEY WILL ALSO COLLECT INFORMATION FROM IMPORTED WORKERS ABOUT THEIR TERMS AND CONDITIONS OF EMPLOYMENT TO ENSURE THAT THE EMPLOYERS COMPLY STRICTLY WITH THE EMPLOYMENT ORDINANCE AND THE RULES AND CONDITIONS OF THE IMPORTATION SCHEMES.

"WHEREVER REQUIRED, ADDITIONAL INSPECTORS MAY BE DEPLOYED TO HELP OUT THE SET IN SPECIFIC TASKS, SUCH AS THE SIX INSPECTORS FROM OTHER UNITS ASSISTING IN THE CURRENT CAMPAIGN TO CHECK THE WAGE RECORDS OF IMPORTED WORKERS," HE ADDED.

MR MAK NOTED THAT THE DEPARTMENT HAD RECENTLY ISSUED SUMMONSES AGAINST TWO EMPLOYERS OF IMPORTED WORKERS FOR FAILURE TO OBSERVE PROVISIONS RELATING TO STATUTORY HOLIDAYS.

"IN ADDITION, PROSECUTION HAS BEEN TAKEN AGAINST ANOTHER EMPLOYER FOR UNDERPAYMENT OF WAGES TO IMPORTED WORKERS," HE SAID.

- 17 -

MORE DEMAND FOR INT'L SCHOOL PLACES ENVISAGED

* * * * *

THERE IS LIKELY A SURGE IN DEMAND FOR SCHOOL PLACES IN INTERNATIONAL SCHOOLS IN THE NEXT FEW YEARS FOLLOWING THE SIGNING OF THE MEMORANDUM OF UNDERSTANDING ON THE NEW AIRPORT AND RELATED PROJECTS.

"THIS IS BECAUSE MORE EXPATRIATE PROFESSIONALS AND PERHAPS RETURNED EMIGRANTS WILL BE COMING WITH THEIR FAMILIES TO HONG KONG TO FILL JOBS GENERATED BY MEGA-SIZED DEVELOPMENT PROJECTS, AND BY EXPANDING INTERNATIONAL COMMERCIAL ACTIVITIES," THE DIRECTOR OF EDUCATION, MR LI YUET-TING, SAID TODAY (THURSDAY).

MR LI MADE THESE REMARKS AT THE DEDICATION CEREMONY OF THE USE OF THE KENNEDY ROAD JUNIOR SCHOOL BY THE HONG KONG INTERNATIONAL SCHOOL.

MR LI SAID HE UNDERSTOOD THE HONG KONG INTERNATIONAL SCHOOL HAD ANOTHER EXPANSION PROJECT AT TAI TAM.

"THESE EXPANSION PROGRAMMES ARE MOST TIMELY AND UNDOUBTEDLY WILL ASSIST HONG KONG TO PROVIDE FOR THE NEEDS OF A GROWING INTERNATIONAL COMMUNITY, THUS MAKING THE TERRITORY MORE ATTRACTIVE TO FOREIGN INVESTORS," HE SAID.

MR LI SAID APART FROM HONG KONG'S FUTURE, IT WAS ESSENTIAL THAT THE TERRITORY ALWAYS ATTACHED GREAT IMPORTANCE TO THE EDUCATION OF THE YOUNGER GENERATION WITHOUT REGARD TO RACE, NATIONALITY AND CREED.

- - - - 0 - - - -

AIR QUALITY REPORT FOR AUGUST RELEASED

* * * * *

THE ENVIRONMENTAL PROTECTION DEPARTMENT (EPD) TODAY (THURSDAY) RELEASED AIR QUALITY INFORMATION FOR AUGUST AS OBTAINED AT ITS MONG KOK, CENTRAL/WESTERN AND KWAI CHUNG MONITORING STATIONS.

THIS IS THE SECOND MONTHLY ANNOUNCEMENT MADE BY THE DEPARTMENT. SIMILAR ANNOUNCEMENTS WILL BE MADE REGULARLY.

TOWARDS THE END OF AUGUST, HONG KONG EXPERIENCED AN EPISODE OF HIGH AIR POLLUTION BROUGHT ABOUT BY A PERIOD OF LIGHT WINDS AND STABLE ATMOSPHERIC CONDITIONS, WHICH TENDED TO INHIBIT DISPERSION.

AS A RESULT, HONG KONG'S HEALTH-RELATED DAILY NITROGEN DIOXIDE AIR QUALITY OBJECTIVE OF 150 MICROGRAMS PER CUBIC METER WAS EXCEEDED AT THE MONG KOK STATION ON AUGUST 22 AND 23.

ALSO, THE HOURLY AIR QUALITY OBJECTIVE OF 300 MICROGRAMS PER CUBIC METER WAS EXCEEDED ONCE ON EACH OF THESE TWO DAYS AT THIS STATION.

SIGNIFICANTLY HIGH LEVELS OF THE GASES NITROGEN DIOXIDE (NO₂), SULPHUR DIOXIDE (SO₂), AS WELL AS SOLID PARTICLES AS REPRESENTED BY TOTAL SUSPENDED PARTICULATES (TSP) AND RESPIRABLE SUSPENDED PARTICULATES (RSP), WERE RECORDED AT ALL THREE MONITORING STATIONS FOR THE PERIOD AUGUST 19 TO AUGUST 24.

AN EPD SPOKESMAN EXPLAINED THAT THE STILL CONDITIONS ENABLED MORE SO₂ AND NO₂ THAN USUAL TO BE TRANSFORMED INTO PARTICLES OF SULPHATES AND NITRATES AND THESE REMAINED SUSPENDED IN THE AIR AS TSP OR RSP AND CONTRIBUTED TO THE VERY HAZY ATMOSPHERE.

THE SPOKESMAN SAID THE PURPOSE OF THE ANNOUNCEMENT IS TO MAKE THE PUBLIC MORE AWARE OF THE GENERAL AIR QUALITY LEVELS TO WHICH THEY MIGHT BE EXPOSED, AND THE ATMOSPHERIC AND OTHER FACTORS THAT AFFECT AIR QUALITY.

SO₂ AND NO₂ ARE MONITORED CONTINUOUSLY ROUND THE CLOCK, WHILE TSP AND RSP ARE SAMPLED FOR 24 HOURS EVERY THREE TO SIX DAYS.

THESE AIR POLLUTANTS MAINLY COME FROM COMBUSTION OF FUEL IN INDUSTRIAL PLANTS AND MOTOR VEHICLE ENGINES. TSP AND RSP ARE ALSO GENERATED BY CONSTRUCTION ACTIVITIES AND SOME MANUFACTURING PROCESSES.

HONG KONG'S DAILY AIR QUALITY OBJECTIVES OF SO₂ AND NO₂, TSP AND RSP ARE 350, 150, 260 AND 180 MICROGRAMS PER CUBIC METER RESPECTIVELY.

THESE OBJECTIVES ARE COMPARABLE TO INTERNATIONALLY RECOGNISED AIR QUALITY STANDARDS RECOMMENDED FOR THE PROTECTION OF THE GENERAL HEALTH OF THE PUBLIC.

HIGH LEVELS OF SO₂ CAUSE RESPIRATORY ILLNESS, REDUCES LUNG FUNCTION AND INCREASE MORTALITY RATE.

NO₂ CAUSES RESPIRATORY IRRITATION, INCREASES SUSCEPTIBILITY TO RESPIRATORY INFECTION AND IMPAIRS LUNG DEVELOPMENT.

TSP ACTS SYNERGISTICALLY WITH OTHER GASEOUS POLLUTANTS AND RSP CAUSES RESPIRATORY ILLNESS, REDUCES LUNG FUNCTION AND SOME FORMS OF RSP MAY CAUSE CANCER.

THE MONG KOK, CENTRAL/WESTERN AND KWAI CHUNG STATIONS BROADLY REPRESENT AIR QUALITY RESPECTIVELY AT: LOCATIONS CLOSE TO ROAD TRAFFIC IN BUILT-UP URBAN DISTRICTS; COMBINED RESIDENTIAL AND COMMERCIAL DISTRICTS; AND DISTRICTS CLOSE TO INDUSTRIAL AREAS.

THE MEASURED CONCENTRATIONS AT THE MONG KOK STATION ARE RELATIVELY HIGHER THAN THOSE RECORDED AT OTHER STATIONS, REFLECTING THE FACT THAT AIR QUALITY AT LOCATIONS CLOSE TO THE TRAFFIC IS GENERALLY POORER.

CURRENTLY THE EPD OPERATES A TOTAL OF 11 FIXED AIR MONITORING STATIONS, INCLUDING THE THREE MENTIONED ABOVE.

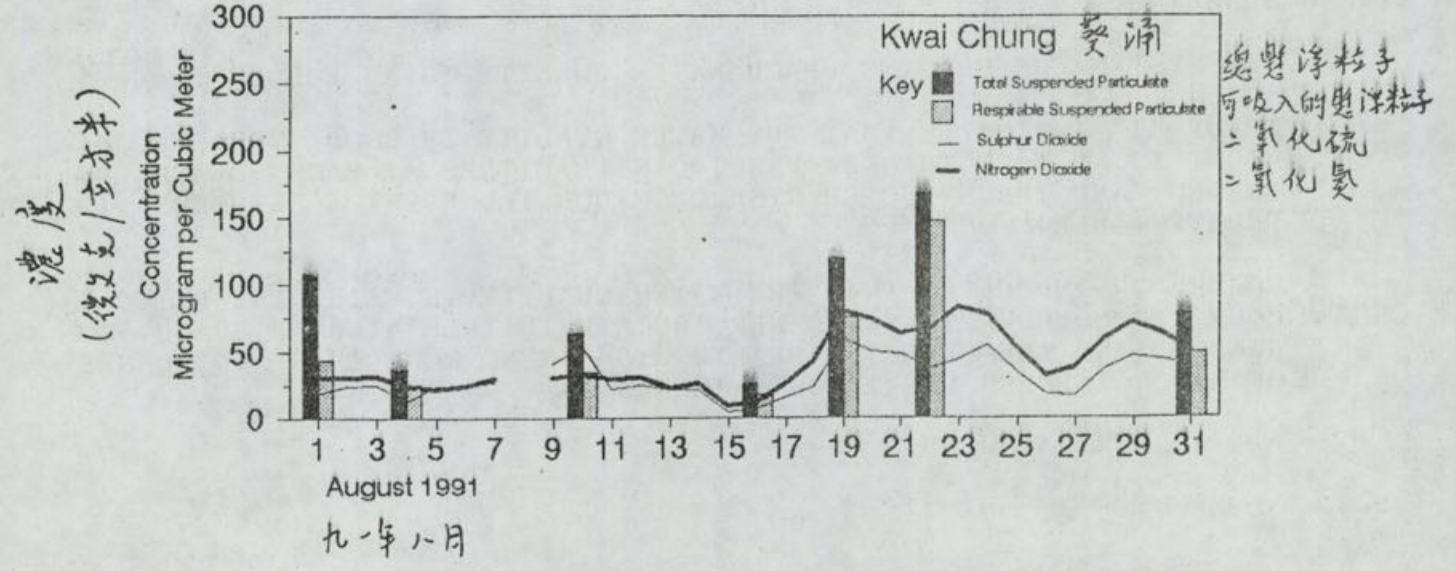
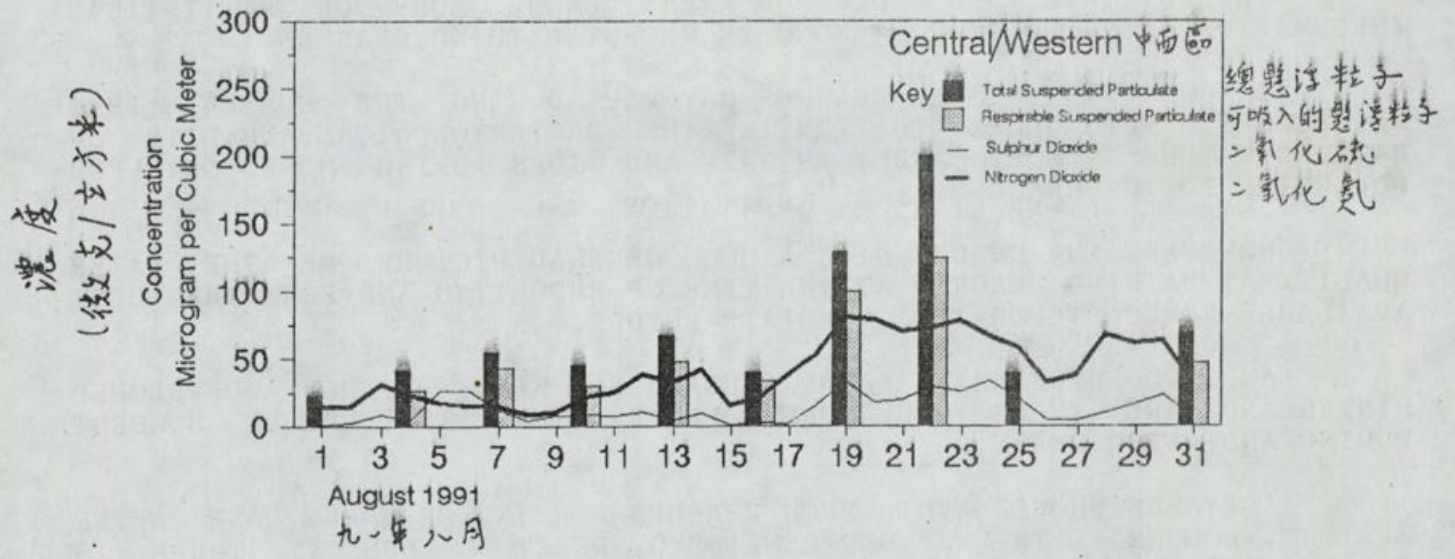
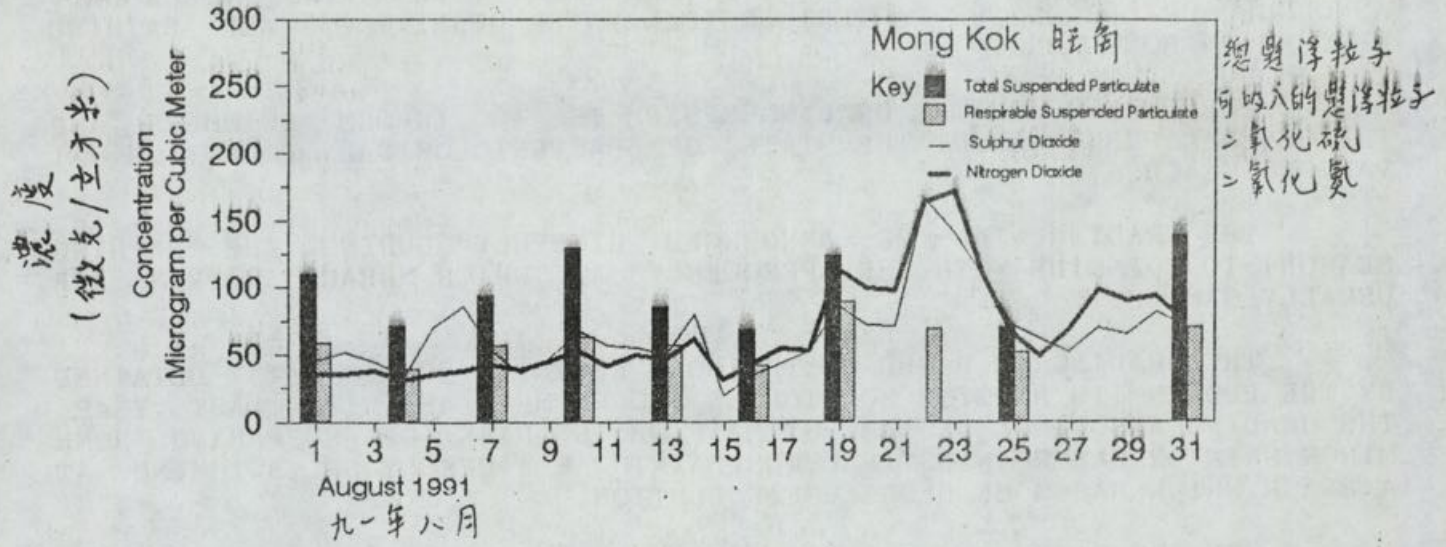
THE OTHER EIGHT STATIONS ARE AT KWUN TONG, SHAM SHUI PO, TSIM SHA TSUI, TSEUNG KWAN O, TSUEN WAN, HONG KONG SOUTH, TAI PO AND SHA TIN.

NOTE TO EDITORS:

FURTHER ENQUIRIES CAN BE DIRECTED TO THE PRINCIPAL ENVIRONMENTAL PROTECTION OFFICER, MR RAYMOND LEUNG, ON TEL. 835 1048.

一九九一年八月份空氣質素報告

Hong Kong Air Quality Report for August 1991



THURSDAY, SEPTEMBER 12, 1991

- 20 -

GRADING OF BEACH WATER QUALITY

* * * * *

THE ENVIRONMENTAL PROTECTION DEPARTMENT (EPD) TODAY (THURSDAY) ANNOUNCED GRADES ON THE BACTERIOLOGICAL WATER QUALITY OF ALL BATHING BEACHES IN HONG KONG.

THE PURPOSE OF THE GRADING SYSTEM IS TO INFORM SWIMMERS AND THE GENERAL PUBLIC ABOUT THE STATE OF BACTERIOLOGICAL POLLUTION AT VARIOUS BEACHES.

THE GRADING WILL BE ANNOUNCED BIWEEKLY DURING THE BATHING SEASON, TO COINCIDE WITH THE FREQUENCY AT WHICH BEACH WATERS ARE USUALLY SAMPLED.

THE GRADING IS BASED ON THE MOST RECENT E. COLI DATA OBTAINED BY THE EPD IN ITS ROUTINE MONITORING PROGRAMME. AS WITH LAST YEAR, THE GRADING ALSO INCLUDES AN ESTIMATE OF THE RISK OF SUFFERING SOME MINOR SKIN OR GASTROINTESTINAL COMPLAINTS AS A RESULT OF SWIMMING AT A BEACH WHICH HAS SOME DEGREE OF POLLUTION.

THE ESTIMATE IS BASED ON A VERY LARGE BODY OF STATISTICAL INFORMATION GATHERED IN HONG KONG IN RECENT BATHING SEASONS.

THE GRADING OF SOME BEACHES MAY VARY DURING THE SUMMER. THIS REPRESENTS A NATURAL FLUCTUATION IN THE BACTERIOLOGICAL QUALITY OF BATHING WATERS IN MOST CASES, AS RAIN AND TIDES BRING MORE OR LESS POLLUTION TO THE BEACHES.

HOWEVER, THE GRADES GIVE A GOOD GENERAL PICTURE OF THE WATER QUALITY AT BATHING BEACHES AT THE TIME OF REPORTING AND FORM THE BEST AVAILABLE FORECAST FOR THE IMMEDIATE FUTURE.

AN EPD SPOKESMAN SAID: "BEACHES WITH HIGHLY DEVELOPED HINTERLANDS ARE LIKELY TO BE MORE POLLUTED THAN THE GRADES SUGGEST DURING AND AFTER HEAVY RAIN.

"BATHERS SHOULD AVOID SUCH BEACHES FOR TWO OR THREE DAYS AFTER A STORM, LONGER IF THE WEATHER REMAINS OVERCAST OR LESS IF THERE IS STRONG SUNSHINE."

THE SYSTEM FOR GRADING BEACH WATER QUALITY IS AS FOLLOWS:

GRADE "1" INDICATES THAT THE WATER QUALITY IS GOOD. THE E. COLI COUNT IS NO MORE THAN 24 PER 100 MILLILITRES AT EACH BEACH SO GRADED, AND THE EXPECTED RISK OF MINOR ILLNESS TO SWIMMERS IS UNDETECTABLE.

GRADE "2" INDICATES THAT THE WATER QUALITY IS FAIR. THE E. COLI COUNT IS NO MORE THAN 180 PER 100 MILLILITRES AT EACH BEACH SO GRADED, AND THE EXPECTED HEALTH RISK IS NO MORE THAN 10 CASES OF MINOR ILLNESS PER 1,000 SWIMMERS.

/GRADE "3"

GRADE "3" INDICATES THAT THE WATER QUALITY IS ACCEPTABLE. THE E. COLI COUNT IS NO MORE THAN 610 PER 100 MILLILITRES AT EACH BEACH SO GRADED, AND THE EXPECTED HEALTH RISK IS NO MORE THAN 15 CASES OF MINOR ILLNESS PER 1,000 SWIMMERS.

GRADE "4" INDICATES THAT THE WATER QUALITY IS POOR. THE E. COLI COUNT IS MORE THAN 610 PER 100 MILLILITRES AT EACH BEACH SO GRADED, AND THE EXPECTED HEALTH RISK IS MORE THAN 15 CASES OF MINOR ILLNESS PER 1,000 SWIMMERS.

THE DECISION WHETHER OR NOT TO CLOSE A BEACH TO SWIMMERS IS BASED ON A JUDGEMENT OF WHAT DEGREE OF POLLUTION IS ACCEPTABLE.

NORMALLY, THE CLOSURE OF A BEACH WOULD ONLY BE CONSIDERED BY THE URBAN OR REGIONAL COUNCIL IF A "4" GRADE OCCURRED REPEATEDLY, SO THAT THE AVERAGE HEALTH RISK OVER THE BATHING SEASON EXCEEDED 15 CASES PER 1,000 SWIMMERS.

SIMILARLY, THE REOPENING OF A CLOSED BEACH WOULD ONLY BE CONSIDERED IF A "3" GRADE OR BETTER WERE CONSISTENTLY OBTAINED.

AT PRESENT, TWO BATHING BEACHES, NAMELY CASTLE PEAK AND OLD CAFETERIA, HAVE BEEN DECLARED UNSUITABLE FOR SWIMMING PURPOSES, BASED ON THE WATER QUALITY DURING PAST SEASONS.

THEY ARE POLLUTED BY FAECAL WASTES AND FAIL TO ACHIEVE CONSISTENTLY THE HONG KONG STANDARDS. THE PUBLIC ARE ADVISED NOT TO SWIM IN THE WATER AT THESE TWO BEACHES.

IN ADDITION, ROCKY BAY BEACH HAS BEEN CLOSED FOR SWIMMING PURPOSES BY THE URBAN COUNCIL. THESE THREE BEACHES ARE IDENTIFIED BY AN "X" IN THE FOLLOWING LIST.

THE GRADES ON THE BACTERIOLOGICAL WATER QUALITY OF VARIOUS BEACHES IN HONG KONG AS AT TODAY ARE LISTED BELOW:

| BEACH | PREVIOUS GRADING | PRESENT GRADING |
|-----------------|------------------|-----------------|
| ----- | ----- | ----- |
| | (AS AT 29.8.91) | (AS AT 12.9.91) |
| HONG KONG SOUTH | | |
| ----- | | |
| BIG WAVE BAY | 2 | 2 |
| CHUNG HOM KOK | 2 | 1 |
| DEEP WATER BAY | 2 | 2 |
| HAIRPIN | 2 | 2 |
| MIDDLE BAY | 2 | 2 |
| REPULSE BAY | 1 | 1 |
| SHEK O | 3 | 2 |
| SOUTH BAY | 1 | 1 |
| ST STEPHEN'S | 1 | 1 |
| TURTLE COVE | 1 | 1 |
| STANLEY MAIN | 2 | 1 |
| ROCKY BAY | X | X |
| TO TEI WAN* | 1 | 1 |

TUEN MUN DISTRICT

| | | |
|---------------|---|---|
| OLD CAFETERIA | X | X |
| NEW CAFETERIA | 3 | 3 |
| CASTLE PEAK | X | X |
| KADOORIE | 3 | 3 |
| BUTTERFLY | 3 | 3 |

SAI KUNG DISTRICT

| | | |
|---------------------------|---|---|
| CAMPERS | 1 | 1 |
| CLEAR WATER BAY 1ST BEACH | 2 | 2 |
| CLEAR WATER BAY 2ND BEACH | 2 | 2 |
| HAP MUN BAY | 1 | 1 |
| KIU TSUI | 1 | 1 |
| PAK SHA CHAU | 1 | 1 |
| SILVERSTRAND | 3 | 3 |
| TRIO (HEBE HAVEN) | 1 | 2 |

ISLANDS DISTRICT

| | | |
|-----------------------|---|---|
| CHEUNG SHA UPPER | 1 | 1 |
| CHEUNG SHA LOWER | 2 | 2 |
| DISCOVERY BAY* | 1 | 1 |
| HUNG SHING YEH | 1 | 1 |
| KWUN YAM WAN | 1 | 1 |
| TONG FUK | 1 | 1 |
| LO SO SHING | 1 | 1 |
| PUI O | 1 | 1 |
| SILVERMINE BAY | 2 | 2 |
| TUNG WAN, CHEUNG CHAU | 1 | 1 |
| TUNG O* | 1 | 1 |

TSUEN WAN DISTRICT

| | | |
|------------------|---|---|
| ANGLERS' | 4 | 4 |
| APPROACH | 3 | 2 |
| CASAM | 3 | 3 |
| GEMINI | 3 | 3 |
| HOI MEI WAN | 3 | 3 |
| LIDO | 3 | 3 |
| TING KAU | 4 | 4 |
| TUNG WAN, MA WAN | 2 | 2 |

NOTE: "X" THE BEACH HAS BEEN CLOSED FOR SWIMMING PURPOSES.
* NON-GAZETTED BEACHES.

/THE FOLLOWING

THE FOLLOWING BEACHES HAVE CHANGED GRADING ON THIS OCCASION:

CHUNG HOM KOK AND STANLEY MAIN, FROM "2" TO "1"; TRIO (HEBE HAVEN), FROM "1" TO "2"; SHEK O AND APPROACH, FROM "3" TO "2".

THE CHANGES ARE WITHIN THE NORMAL RANGE OF FLUCTUATION OF THE BACTERIOLOGICAL WATER QUALITY OF THESE BEACHES.

- - - - -

NOTE TO EDITORS:

FOR FURTHER ENQUIRIES, PLEASE CONTACT THE ACTING PRINCIPAL ENVIRONMENTAL PROTECTION OFFICER (WATER POLICY) OF EPD, DR M.J. BROOM, ON TEL. 835 1234.

- - - - 0 - - - -

WATER SUSPENSION AT PEAK
* * * * *

SUPPLY OF FRESH AND FLUSHING WATER TO SOME PREMISES AT THE PEAK WILL BE SUSPENDED FROM 9 AM TO 5 PM ON SATURDAY (SEPTEMBER 14) TO FACILITATE WATERMAINS CONNECTION WORKS.

THE SUSPENSION WILL AFFECT 60-116 PEAK ROAD, 29-37 SEVERN ROAD, 22-24 GOUGH HILL ROAD AND ALL PREMISES IN MOUNT KELLETT ROAD, BLUFF PATH, PLANTATION ROAD AND PLUNKETT'S ROAD.

- - - - 0 - - - -

HONG KONG GOVERNMENT EXCHANGE FUND
MONEY MARKET OPERATIONS
* * * * *

| | DATE | \$ MILLION |
|-------------------------------------|----------------------|------------|
| | ---- | ----- |
| CLOSING BALANCE IN THE ACCOUNT ON | 11.9.91 | 680 |
| EFFECT OF FORWARDS TO BE SETTLED ON | 12.9.91 | -3* |
| EFFECT OF OPERATIONS THIS MORNING | | +3 |
| EFFECT OF OPERATIONS THIS AFTERNOON | | NEUTRAL |
| *O/N ASSISTANCE TO BE REVERSED | | -80MN |
| OTHER FORWARDS TO BE SETTLED | | +77MN |
| TRADE WEIGHTED INDEX | 112.4 *-0.1* 12.9.91 | |

HONG KONG GOVERNMENT EXCHANGE FUND

CLOSING YIELDS OF EXCHANGE FUND BILLS

| | | |
|--------------------|----------|----------|
| | 11.9.91 | 12.9.91 |
| MATURING IN 1 WEEK | 4.67 PCT | 4.88 PCT |
| 1 MONTH | 4.78 PCT | 4.88 PCT |
| 3 MONTHS | 5.07 PCT | 5.10 PCT |
| 6 MONTHS | 5.58 PCT | 5.60 PCT |
| 12 MONTHS | 6.26 PCT | 6.25 PCT |
| TOTAL TURNOVER | 6,922 MN | 6,760 MN |

- - - - 0 - - - -