



DAILY INFORMATION BULLETIN

ISSUED BY GOVERNMENT INFORMATION SERVICES
GARDEN ROAD, 5th-8th FLOORS, MURRAY BUILDING,
HONG KONG. TEL.: 2842 8777

Friday, August 16, 1996

<u>Contents</u>	<u>Page No.</u>
Government statement on possible judicial review by SNEOA	1
Report on MTRC incidents published	2
Gross national product preliminary estimates released	3
Access to TV and radio air time by Preparatory Committee	9
New postage rates effective from September 2	9
Domestic export statistics by industrial origin	11
Sir Roger Lobo re-appointed as BA Chairman	14
Exhibition on slope maintenance to start on Sunday	15

/Study on

Contents

Page No.

Study on metals and light engineering industries underway	16
Release of S6 central allocation results	17
Stamp sheetlet to mark HK Olympic Team's success to be issued	18
Engineering works for Peng Chau development	18
Tsuen Wan Outline Zoning Plan amended	19
Construction of rest garden in Kwun Tong tenders invited	20
Shenzhen River flood prevention works tenders invited	21
Fresh water cut in Causeway Bay	22
Construction of CSD quarters in Sai Kung	23
Hong Kong Monetary Authority money market operations	23

Government statement on possible judicial review by SNEOA

* * * * *

The Government regrets the decision of the Senior Non-Expatriate Officers Association to seek a judicial review of the guidelines issued by the Civil Service Branch about civil servants serving on the Selection Committee, a government spokesman said this (Friday) evening.

He said the government considered it was important that senior, and certain other groups of civil servants, should refrain from participating in overt political activities.

"Civil service must remain politically neutral to ensure that government business is and is seen to be conducted impartially. An impartial and apolitical civil service is a cornerstone of Hong Kong's success. This is a point widely recognised by all sides," he said.

The spokesman emphasised that participation in the Selection Committee was overt political activity. It was not simply voting anonymously with tens of thousands of others. Persons wishing to serve needed to nominate themselves and would go through a selection procedure, he pointed out.

"And by serving, they accept the role of choosing a candidate for Chief Executive and of choosing people to serve on a provisional legislature.

"Members of the Selection Committee would also be constantly in the spot light, asked for their views on candidates and policies," he said.

The spokesman reiterated that the government guidelines were fair, struck a reasonable balance and were lawful.

He said the government would need to see the terms of the challenge before it could comment further.

End

Report on MTRC incidents published

* * * * *

The report of the independent investigation conducted by the Deputy Chief Inspecting Officer of the United Kingdom Railway Inspectorate, Mr Alan Cooksey, was released by the Government today (Friday).

Mr Cooksey was in Hong Kong at the request of the Government to look into the Mass Transit Railway Corporation's (MTRC) recent train disruptions including the incident of a rail crack on July 25. He had also reviewed MTRC's maintenance programme and assessed the system's reliability and safety.

The acting Secretary for Transport, Mr Paul Leung, said he welcomed the findings and recommendations made by Mr Cooksey.

Mr Leung said he had forwarded a copy of the report to the MTRC Chairman and requested his response as soon as possible.

Mr Leung was pleased to note the railway expert's opinion that the MTR system was efficient and safe.

He acknowledged, however, that it was reasonable for commuters to expect the best possible service from any public transport operator.

In this regard, he was confident MTRC would take on board the railway expert's recommendations with a view to providing an even safer and a more reliable and efficient train service.

In his report, Mr Cooksey recommends, inter alia, that MTRC should:

- (a) respond to incidents as expeditiously as possible through improved procedures;
- (b) improve the ventilation system and passenger information and assistance provisions;
- (c) develop a separate and less disruptive system to the existing Passenger Alarm Plunger to cater for passengers taken ill;
- (d) continue to re-assess and revise their maintenance arrangements in the light of experience and technical developments;

- (e) when embarking on major renewal and replacement, explain in advance the likelihood of some disruption and delay; and
- (f) work with the relevant government departments to develop the MTR system to meet future demands.

Copies of the report, in English and Chinese, will be available for public inspection at public enquiry counters of all district offices next Friday.

End

Gross national product preliminary estimates released

* * * * *

The preliminary estimates of Hong Kong's overall gross national product (GNP) for 1994 was \$1,020.5 billion, the Government releases the figure today (Friday), also announces that an investigatory study on compiling a complete balance of payments (BoP) account for the territory will soon be launched.

The estimate is obtained by adding the estimate of Hong Kong residents' net income from abroad for 1994 (\$7.9 billion) to the GDP estimate for 1994 (\$1,012.6 billion).

Comparing 1994 with 1993, GNP in nominal terms shows a growth of 12.4%. This compares with the nominal growth of 12.8% for GDP over the same period.

GNP is compiled by adjusting GDP by: (a) adding total income earned by Hong Kong residents from outside Hong Kong, and (b) subtracting total income earned by non-Hong Kong residents from within Hong Kong.

Estimates of real gross national product (RGNP), which are obtained from GNP estimates by discounting changes in prices, show a growth of 4.9% between 1993 and 1994. This is slightly lower than the growth rate of 5.3% in GDP at constant prices over the same period.

"GNP figures were released last year for the first time, in respect of the reference year 1993. With figures now available for 1994, growth rates can be worked out for both nominal GNP and RGNP.

"When a longer time series of GNP is available, it will become a useful explanatory variable in studies on various income related economic phenomena such as consumption demand, investment intention and inflation," said the Commissioner for Census and Statistics, Mr Frederick Ho.

With reference to the estimated mid-year population of Hong Kong in 1994, per capita GNP for that year was \$168,353. The corresponding figure for per capita GDP was \$167,055.

Based on the latest results of the survey of external factor income flows, which is the main source of data for compilation of GNP, total factor income inflow into Hong Kong in 1994 was \$374 billion (or 36.9% of GDP), representing an increase of 18.1% in nominal terms over 1993, while total factor income outflow in 1994 was \$366.1 billion (or 36.2% of GDP), representing an increase of 19.5% in nominal terms.

"The fast increase in income inflow and outflow reflects the ever increasing economic linkage between Hong Kong and the rest of the world," said Mr Ho.

Of total income earned in 1994 by Hong Kong residents from outside the territory, direct investment income (DII) accounted for 30.5% (or \$114 billion), portfolio investment income (PII) for 17.9% (or \$67 billion), other investment income (OII) for 51.6% (or \$192.9 billion) and compensation of employees (CE) for 0.04%.

Of total income earned in 1994 by non-Hong Kong residents from within the territory, DII accounted for 46.2% (or \$169.2 billion), PII for 6.1% (or \$22.3 billion), OII for 47.7% (or \$174.6 billion) and CE for 0.04%.

"The above estimates of GNP and external factor income flows for 1994 are only preliminary figures based on survey results obtained so far. Minor revision is expected in due course and final figures for 1994 will be available by March 1997," Mr Ho said.

With a view to strengthening Hong Kong's position as an international financial centre with a high degree of transparency, and enhancing such image, the Government is considering to compile a complete BoP account for Hong Kong, and it has been decided that an investigatory study will be launched very soon to establish methods for the compilation.

"For many years, Hong Kong has been compiling statistics on external transactions of goods and services, and from 1993 statistics on external factor income flows.

"While the availability of data on external factor income flows and GNP estimates represents a big step towards providing a better coverage of key economic and financial data, there has been an increasing demand for complete BoP statistics for Hong Kong," Mr Ho continued.

A BoP account can be broadly described as a systematic statistical record of an economy's external transactions during a specific period, typically a year or quarter.

A complete BoP account comprises (a) current account, that is all the goods and services, incomes and current transfers an economy receives from or provides to the rest of the world; and (b) capital and financial account, that is capital transfers and changes in an economy's financial claims and liabilities.

"The existing statistical system already provides most of the data required for compiling the current account of the BoP account, with the exception of data on current transfers. With some further extension, a complete current account can be established," said Mr Ho.

"Current transfers refer to transactions in which an economy makes payments or gives donations or gifts, whether in cash or in kind, to another economy without receiving any value in return.

"Examples are workers' remittances sent or received by residents to or from non-residents, and donations or gifts given or received by the government or residents to or from other governments or non-residents.

"The capital and financial account includes transfer of capital assets; transactions in an economy's non-produced, non-financial assets such as patents and copyrights; and transactions in an economy's external financial assets and liabilities.

"Thus data on the outflow and inflow of various kinds of investments (that is direct investment, portfolio investment and other investment) are needed.

"In this regard, relatively little data are available at present, apart from inward external direct investment and changes in foreign exchange reserves of the Exchange Fund.

"The investigatory study will aim at ascertaining the appropriate methods for collecting the necessary data, and the associated costs to the government, for the compilation of a complete BoP account for Hong Kong.

"BoP statistics are important for monetary and financial monitoring and policy deliberations in both territorial and international contexts.

"Such data are useful for analytical studies on income growth, external orientation of the economy, relationship between trade in goods and services and direct investment flows, links between the exchange rate and the current and financial accounts, and so on."

BoP statistics are now produced regularly in all industrialised economies and in most economies in the Asia-Pacific region. International organisations and research bodies as well as major credit rating agencies have repeatedly questioned the absence of a complete BoP account for Hong Kong.

Although data of transactions such as investment and transfers may be regarded as rather sensitive, Mr Ho stressed that the collection of such data would be purely for statistical and economic analysis purposes.

Hong Kong's long standing policy of free flow of funds into and out of the territory will not be affected in any way by any statistical operation. Data relating to individual persons, households and establishments will be kept strictly confidential and only aggregate statistical information will be released.

Reporting burden may be another concern. Accordingly, appropriate reporting methods will be worked out by the Census and Statistics Department with prospective respondents to minimise reporting efforts required.

Mr Ho said the experience of the department in the collection of data for compiling GNP estimates indicated that through extensive consultation with relevant parties, respondents' concerns could be dispelled and their co-operation secured.

"The investigatory study will be launched in September and will take about 18 months to complete, incurring about \$5.4 million.

"During the study, relevant business organisations in the local business community, including banks, securities dealers and other commercial and industrial establishments, will be fully consulted.

"Based on the study results, the Government will determine the way forward as regards implementation.

"Since it takes considerable time for making the necessary preparations, it is expected that new surveys for collecting the necessary data for completing the BoP account would not be launched earlier than 1998," said Mr Ho, urging all parties selected for consultation to give every co-operation to the investigatory study team.

Table 1 : Estimates of Gross National Product (GNP) and External Factor Income Flows (EFIF) by Income Component by Type of Transactors for 1993 and 1994 (At Current Market Prices)

表一 一九九三年及一九九四年本地居民生產總值及按收入組成部份和交易者類別劃分的對外要素收入流動估計(以當時市價計算)

Type of Income Components Type of Transactors	收入組成部份類別 交易者類別	1993 HK\$ million 百萬港元	1994# HK\$ million 百萬港元	Yr-on-Yr % change 與上年度比較 的增減百分率
Direct Investment Income	直接投資收入			
Inflow Total	流入總計	80,743	114,042	41.2
Banking	銀行	6,610	6,244	-5.5
Others*	其他*	74,133	107,798	45.4
Outflow Total	流出總計	153,550	169,167	10.2
Banking	銀行	59,074	56,475	-4.4
Others*	其他*	94,475	112,692	19.3
Portfolio Investment Income	有價證券投資收入			
Inflow Total	流入總計	68,656	66,963	-2.5
Banking	銀行	32,767	21,545	-34.2
Others*	其他*	35,889	45,418	26.6
Outflow Total	流出總計	10,838	22,253	105.3
Banking	銀行	2,476	3,839	55.0
Others*	其他*	8,362	18,414	120.2
Other Investment Income	其他投資收入			
Inflow Total	流入總計	167,196	192,873	15.4
Banking	銀行	163,696	187,189	14.4
Others*	其他*	3,500	5,684	62.4
Outflow Total	流出總計	141,863	174,590	23.1
Banking	銀行	137,295	169,342	23.3
Others*	其他*	4,567	5,248	14.9
Compensation of Employees	僱員報酬			
Inflow Total	流入總計	100	139	39.0
Outflow Total	流出總計	100	139	39.0
Banking	銀行	11	10	-9.1
Others*	其他*	89	129	44.9
Total EFIF	總對外要素收入流動			
Inflow Total	流入總計	316,696	374,017	18.1
Banking	銀行	203,073	214,978	5.9
Others*	其他*	113,622	159,039	40.0
Outflow Total	流出總計	306,350	366,149	19.5
Banking	銀行	198,857	229,665	15.5
Others*	其他*	107,494	136,484	27.0
Net Flow Total	流動淨值總計	10,345	7,868	
Banking	銀行	4,217	-14,688	
Others*	其他*	6,129	22,556	
GDP (HK\$ million)	本地生產總值(百萬港元)	897,463	1,012,585	12.8
Per capita GDP (HK\$)	按人口平均計算的 本地生產總值(港元)	151,624	167,055	10.2
GNP (HK\$ million)	本地居民生產總值(百萬港元)	907,808	1,020,453	12.4
Per capita GNP (HK\$)	按人口平均計算的 本地居民生產總值(港元)	153,372	168,353	9.8

Note: * Including households, government units, non-profit institutions and companies other than those in the banking business.
Preliminary estimates.

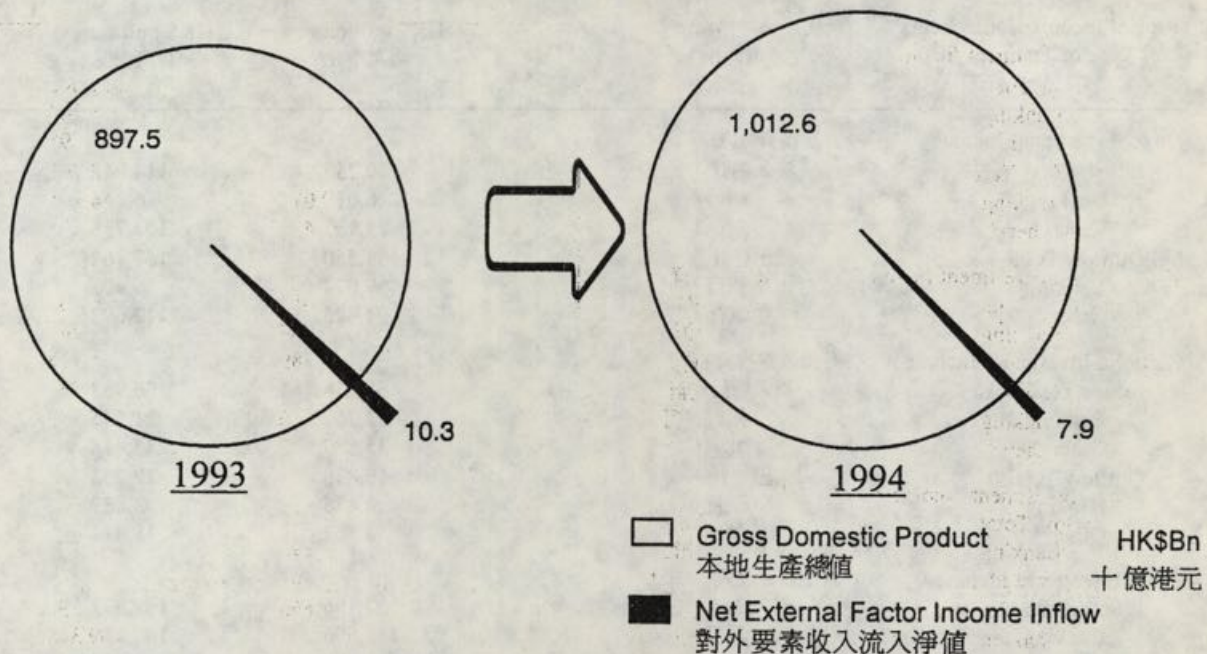
註釋: * 包括住戶、政府單位、非牟利機構及經營銀行業務以外的公司。
初步估計。

Preliminary Estimates of Gross National Product (GNP) for 1994 (At Current Market Prices)

一九九四年本地居民生產總值初步估計（以當時市價計算）

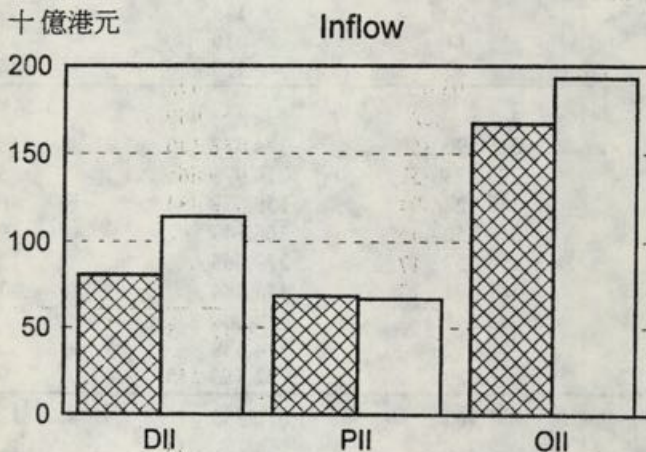
1993 GNP : HK\$907.8 Billion

1994 GNP : HK\$1,020.5 Billion

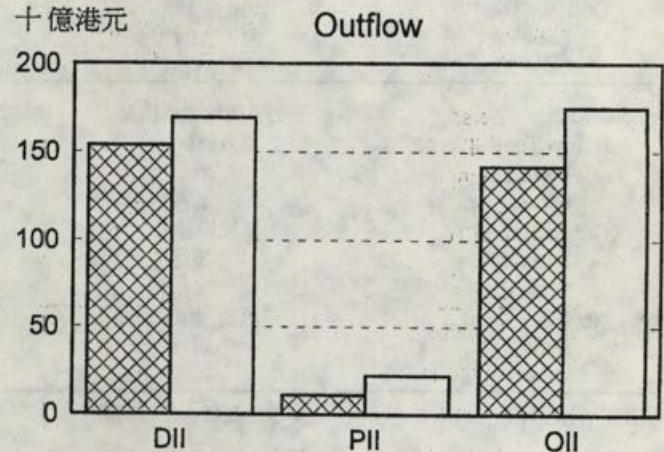


External Factor Income Flows 對外要素收入流動

HK\$Bn
十億港元



HK\$Bn
十億港元



- DII - Direct Investment Income
直接投資收入
- PII - Portfolio Investment Income
有價證券投資收入
- OII - Other Investment Income
其它投資收入
- CE - Compensation of Employees
僱員報酬

Note : Figures for compensation of employees are less than 0.5 HK\$Bn and not shown in the charts

註釋：僱員報酬的數字少於五億港元故未有顯示於圖內

Access to TV and radio air time by Preparatory Committee

* * * * *

In response to press enquiries, a government spokesman today (Friday) said the Administration had received a request from the Preparatory Committee for provision of air time on radio and TV to publicise the formation of the Selection Committee.

"We have considered the request on the basis of our three established parameters for co-operation with the Preparatory Committee, and have informed the Preparatory Committee Secretariat that we could agree to their request," he said.

End

New postage rates effective from September 2

* * * * *

The acting Postmaster General, Mr P C Luk, today (Friday) reminded the public that new postage rates would come into effect from September 2.

The basic rates for local letters and printed papers will be increased by 10 cents, that is, from \$1.20 to \$1.30 for letters and \$1.10 to \$1.20 for printed papers. The basic surface letters and printed papers rates to China, Macau and Taiwan will be increased by 10 cents to \$1.60 and \$1.40 respectively.

For surface mail to other destinations, a two-zone system similar to air mail will be introduced. For Zone 1 (mainly Asian countries except Japan), the basic rate for letters will be \$2.30. For Zone 2 (rest of the world), the basic rate will be \$2.60. For air mail, the basic rates for air letters will be \$2.50 for Zone 1 and \$3.10 for Zone 2. Aerogrammes will cost \$2.30 each.

Mr Luk further announced that the parcel postage rates will also be revised with effect from the same date. The overall weighted average increase for parcel postage will be 9.3 per cent, which is 6 per cent below inflation since the last increase in September 1994.

The increase is necessary to meet the rising cost over the past two years due to inflation, increased staff costs and higher payments to overseas postal administrations.

Details of the revised letter and parcel postage rates can be obtained at branch post offices or by telephoning the Post Office Telephone Enquiry Bureau on 2921 2222.

Arising from the postage revision, four new denominations of the current definitive stamps will be introduced on September 2. They are: \$1.40, \$1.60, \$2.50 and \$3.10.

On the same day, four reel stamps sold through the electronic stamp vending machines at the face value of \$1.30, \$1.60, \$2.50 and \$3.10 will be introduced. Also, three new types of stamp booklets, each containing 10 pieces of \$1.30, \$2.50 or \$3.10 definitive stamps at a price of \$13, \$25 and \$31 respectively, will be available on sale at all 7-Eleven convenience stores.

A first day cover to commemorate the issue of the four new denominations will be put on sale at all post offices from next Monday (August 19) at \$1 each. Advance orders for serviced first day covers affixed with the four new stamps, cancelled with the September 2 postmark will be accepted at all post offices from August 19 to 28.

The minimum number of covers per order is five. Customers may also place advance order for special positions of the four new denominations at the following eight philatelic offices between August 19 and 21, and collect their orders on September 2 at the office where they have placed their orders:

Airport Post Office
General Post Office
Granville Road Post Office
Harcourt Road Post Office
Peak Post Office
Sha Tin Central Post Office
Tsim Sha Tsui Post Office
Tsuen Wan Post Office

Two presentation packs will be put on sale at all post offices on September 2. A low value presentation pack containing 13 low value definitive stamps, viz 10 cents, 20 cents, 50 cents, \$1, \$1.20, \$1.30, \$1.40, \$1.60, \$2, \$2.10, \$2.50, \$3.10 and \$5 will be sold at \$40 each.

A full range presentation pack containing all the low value definitive stamps and the \$10, \$20 and \$50 stamps will be sold at \$135.

Hand back service will be provided at all post offices on September 2 to all official and privately-made covers bearing the first day of issue indication.

As on previous occasions of first day issue of new stamps, the following 22 post offices will open at 8 am on September 2:

Hong Kong

General Post Office, Aberdeen, Shau Kei Wan, Sai Ying Pun, Tsat Tse Mui, Wan Chai, Wah Fu.

Outlying Islands

Cheung Chau

Kowloon

Tsim Sha Tsui, Cheung Sha Wan, Kowloon Central, Kowloon City, Kwun Tong, Tseung Kwan O, To Kwa Wan.

New Territories

Yuen Long, Sha Tin Central, Sai Kung, Shek Wu Hui, Tuen Mun Central, Tai Po, Tsuen Wan.

End

Domestic export statistics by industrial origin

* * * * *

In the second quarter of 1996, the four major industries of textiles; wearing apparel; machinery, equipment, apparatus, parts and components; and consumer electrical and electronic products together accounted for 67% of Hong Kong's total domestic exports of manufactured goods, according to statistics released today (Friday) by the Census and Statistics Department.

In the second quarter of 1996, domestic exports of consumer electrical and electronic products, textiles, machinery, equipment, apparatus, parts and components, and wearing apparel decreased by 15%, 14%, 9% and 4% over a year earlier to \$6.4 billion, \$9.7 billion, \$9.1 billion and \$9.4 billion respectively.

More notable decreases in the value of domestic exports were also recorded for basic metals and fabricated metal products (-\$258 million or -10%); professional and optical equipment(-\$254 million or -6%); chemicals and chemical products (-\$174 million or -8%).

For the footwear industry, although the change in absolute value was not as large, a marked percentage decrease of 54% was recorded.

Nevertheless, for the transport equipment industry and the petroleum and coal products industry, although the changes in absolute value were not as large, marked percentage increases of 32% and 31% were recorded respectively.

The above statistics of domestic exports classified by industrial origin are derived by re-grouping the merchandise export items originally grouped under the external trade classification system according to the industries in which these merchandise items are normally produced. Transactions in gold and specie are excluded.

The industrial classification used is the Hong Kong Standard Industrial Classification (HSIC). HSIC is to be distinguished from the United Nations Standard International Trade Classification (SITC) used in the regular trade statistics reports.

In comparison, HSIC is more related to production processes whereas SITC is more geared to end uses of products.

Caution should be taken when referring to these domestic export statistics classified by industrial origin. There may be several intermediate processing stages in the production of certain merchandise export items.

In compiling the above statistics, the total value of such an item has however been wholly related to the industry in which the item is finally produced. The above domestic export statistics of a particular industry may include products which are secondary products by establishments of other industries.

Further details of merchandise domestic export statistics classified by industrial origin may be found in the attached table which is obtainable from the General Economic Surveys Section of the Census and Statistics Department, Tel 2805 6642.

A table showing more detailed breakdowns of similar statistics for major manufacturing industries is also included in the Hong Kong External Trade, June 1996, report.

**Domestic exports of manufactured goods classified by industrial origin
for the second quarter of 1996**

\$ Million

Industrial origin of the commodities exported	Merchandise domestic exports			
	1996 2nd qtr.	1995 2nd qtr.	Value change	% change
Food	677.1	686.4	-9.4	-1.4
Beverages	157.6	205.2	-47.6	-23.2
Tobacco manufactures	599.9	587.8	+12.1	+2.1
Textiles (including knitting)	9,734.0	11,305.1	-1,571.1	-13.9
Wearing apparel, except footwear	9,371.4	9,750.0	-378.6	-3.9
Leather and leather products, except footwear and wearing apparel	373.1	424.8	-51.7	-12.2
Footwear, except rubber, plastic and wooden footwear	10.0	21.8	-11.7	-54.0
Wood and cork products, furniture and fixtures	63.2	89.4	-26.3	-29.4
Paper and paper products, printing and publishing	2,108.9	2,157.5	-48.7	-2.3
Chemicals and chemical products	2,058.6	2,232.4	-173.8	-7.8
Products of petroleum and coal	8.6	6.6	+2.1	+31.3
Rubber products	17.3	22.3	-5.0	-22.2
Plastic products	1,205.6	1,281.9	-76.3	-6.0
Non-metallic mineral products, except products of petroleum and coal	97.9	128.3	-30.4	-23.7
Basic metals and fabricated metal products	2,348.1	2,606.0	-257.9	-9.9
Machinery, equipment, apparatus, parts and components	9,087.6	9,974.9	-887.3	-8.9
Consumer electrical and electronic products	6,412.0	7,577.9	-1,165.9	-15.4
Transport equipment	31.1	23.6	+7.5	+31.6
Professional and optical equipment	3,814.2	4,068.1	-253.9	-6.2
Other manufacturing industries	3,306.3	3,413.9	-107.7	-3.2
Total	51,482.3	56,563.8	-5,081.5	-9.0

Notes : 1. Individual entries of a column may not add up exactly to the corresponding total due to rounding. All percentage changes are calculated from unrounded figures.

2. The statistics presented in the above table are derived by re-grouping the merchandise export items (except gold and specie) under the external trade classification system according to the industries in which these items are normally produced. As from 1992, the Standard International Trade Classification, Revision 3 (SITC R3) has been adopted in place of the Revision 2 (SITC R2) for the classification of trade statistics. The above statistics may not be strictly comparable with those published for earlier years due to the change in trade classification.

General Economic Surveys Section,
Census & Statistics Department,
Hong Kong.

Tel. : 2805 6642

August 1996

Sir Roger Lobo re-appointed as BA Chairman

* * * * *

The Governor has approved the re-appointment of Sir Roger Lobo as the Chairman of the Broadcasting Authority (BA), a spokesman for the Broadcasting, Culture and Sport Branch said today (Friday).

"The re-appointment of the Secretary for Broadcasting, Culture and Sport as the Vice-chairman, and three other incumbent members have also been approved. Five new members have been appointed to replace retiring ones," he said.

The above appointments are published in the Government Gazette today and will take effect from September 1.

Expressing his gratitude to the five outgoing members, the Secretary for Broadcasting, Culture and Sport, Mr Chau Tak-hay, said they had contributed a great deal to the work of BA.

BA's main functions are to make recommendations to the Governor-in-Council on the licensing of broadcasting services and to maintain proper programme and advertising standards for television and radio broadcasting in Hong Kong.

The membership list of BA, with effect from September 1 is as follows:

Chairman

Sir Roger Lobo

Vice-chairman

Secretary for Broadcasting, Culture and Sport

Members

Mr Norman Leung Nai-pang

Mr Clement Tao Kwok-lau

Mrs Joyce Tai Poon Ching-sheung

Mr Johannes Chan Man-mun *

Mr William Francis Archambaud-Chao *

Mr Raymond Choy Wai-shek *

Mr John Lee Luen-wai *

Dr Sarah Mary Liao Sau-tung *

Deputy Secretary for Home Affairs

Director-General of Telecommunications

* New members

End

Exhibition on slope maintenance to start on Sunday

* * * * *

A three-day exhibition on slope maintenance will be held at the China Hong Kong City in Tsim Sha Tsui starting Sunday (August 18).

Organised by the Geotechnical Engineering Office (GEO) of the Civil Engineering Department, the exhibition aims at promoting public awareness of the importance of regular slope maintenance.

Various aspects of proper slope maintenance will be introduced by means of colourful illustrations, photographs, charts and graphs.

Displays prepared by the Buildings Department to advise members of the public on how to handle Dangerous Hillside Orders will also be featured.

An educational video highlighting the need for property owners to maintain slopes within their lots will also be shown.

Visitors can take home leaflets on slope maintenance and GEO's hotline service, and the Layman's Guide to Slope Maintenance.

The exhibition will be open from 11.30 am to 9 pm on Sunday and from 10 am to 9 pm on Monday and Tuesday (August 19 and 20).

The same exhibition will be staged later at Hang Fa Chuen in Chai Wan (September 16 to 22), Luk Yeung Sun Chuen in Tsuen Wan (November 11 to 17) and Cheung Fat Estate in Tsing Yi (December 2 to 8).

End

Study on metals and light engineering industries underway

* * * * *

The Industry Department has commissioned the Hong Kong Productivity Council (HKPC) and a consulting firm, Arthur D Little, to conduct a techno-economic and market research study on Hong Kong's metals and light engineering industries (MLEI).

A contract for the study was signed today (Friday) by Assistant Director-General of Industry, Mr Sidney Chan, Branch Director (Material and Process) of HKPC, Dr S W Lui, and Manager of Arthur D Little, Mr Jeffrey MacCorkle.

Speaking at the contract-signing ceremony, Mr Chan said: "Increasing competition has made it necessary for Hong Kong's manufacturers to aggressively pursue measures for strengthening their capabilities, productivity and competitiveness."

Mr Chan said the objectives of the study were to identify the strength and weakness of Hong Kong's MLEI and to find out the local, regional and global trends affecting the industries.

"It also seeks to identify opportunities to expand markets internationally for Hong Kong's MLEI products and to leverage technology and product development for increased value added," he said.

Under this study, the Hong Kong MLEI which include 13 industries are categorised into four groups, namely existing MLEI product industries, other product industries, components industry and supporting industries.

The existing MLEI product manufacturing sector incorporates machinery and equipment (industry and office machinery), watches and clocks, jewellery, optical goods, metal products and mould and die making.

Other product industries are normally not classified as MLEI, but require strong support from the components industry. These include office automation equipment, photographic goods, electrical appliances, audio and video equipment.

The components industry produces precision components by various manufacturing processes such as metal cutting, forming, and casting fabrication supported by mould and die making, metal finishing, the treatment and basic metals.

The techno-economic and market research study features, among other things, an "international market analysis" and "international assessment of competitors".

The study will not only review the receptiveness to Hong Kong's products by traditional markets such as North America, Europe and Japan but will also examine the opportunities in the potential of the other emerging markets such as Asia, People's Republic of China and South America. It will also analyse the competition with neighbouring countries.

In order to assist the MLEI to move up market and compete internationally, the study intends to adopt a "follow the world leader" strategy and will review the latest product and technology development from industry leaders such as USA, Europe, Japan.

The research study, to be completed in eight months' time, is the third of its kind initiated by the Industry Department.

Supported by a funding of \$4.4 million from the department, the study will include desk research, statistical and financial analysis, interviews, mail surveys, meetings, presentations and recommendations.

End

Release of S6 central allocation results

* * * * *

Current school year Hong Kong Certificate of Education Examination (HKCEE) students who applied for S6 central allocation are reminded to check their application results at any of the eight registration centres or district education offices from 9 am tomorrow (Saturday).

A total of 2,294 S5 students satisfying the minimum A-Level entry requirements have applied for the remaining 261 S6 places at Stage V.

Place was allocated on the basis of the applicants' HKCEE results, choice of school, match of streams and subjects, and requirements set out by the schools.

The Education Department reminded successful candidates should register with the allocated school before 1 pm tomorrow.

Students who were still unable to secure a place after the completion of Stage V might be able to get one at the beginning of the new school year in September because some successful students might decide not to take up their places by that time.

A list of schools with S6 places will be displayed and updated weekly at all district education offices throughout September.

Students should apply to these schools direct but admission will be entirely at the schools' discretion.

End

Stamp sheetlet to mark HK Olympic Team's success to be issued

* * * * *

The Post Office will issue a definitive stamp sheetlet in early October to congratulate the outstanding achievements of the Amateur Sports Federation and Olympic Committee of Hong Kong at the Centennial Olympic Games, 1996, the acting Postmaster General, Mr P C Luk, announced today (Friday).

The Hong Kong Olympic Team, among other success, has won a gold medal in windsurfing (mistral).

As design and printing of stamp sheetlets took considerable lead time, it would be the earliest possible time the Post Office could achieve to release the stamp sheetlet, he said.

Further details and the exact date of release will be announced later.

End

Engineering works for Peng Chau development

* * * * *

The Government intends to construct about 1,100 metres of seawalls and reclaim about 1.3 hectares of land within an area of about 9.4 hectares of foreshore and sea-bed at the east and south-west of Peng Chau.

A government spokesman said this would provide land for the proposed open space and road works.

Construction would start in late 1997 for completion in late 1999.

The extent of the area affected is described in a notice published in the Government Gazette today (Friday).

Any person who considers that he has an interest, right of easement in or over the foreshore and sea-bed involved may submit a written objection to the Director of Lands on or before October 16.

The notice of such objection should describe the interest, right or easement of the objector and the manner in which he alleges he will be affected.

The notice (in both English and Chinese) together with related plans can be seen on notice boards posted near the site.

The plan can also be seen at the Lands Department Survey and Mapping Office, 14th floor, Murray Building, Garden Road, Hong Kong (where copies can be purchased on order), and at the Islands District Office, 20th floor, Harbour Building, 38 Pier Road, Central, Hong Kong.

End

Tsuen Wan Outline Zoning Plan amended

* * * * *

The Town Planning Board today (Friday) announced amendments to the approved Tsuen Wan Outline Zoning Plan.

The amendments involve the rezoning of two sites.

A site located at the junction of Yeung Uk Road and Ma Tau Pa Road, with an area of about 1.24 hectares, has been rezoned from 'commercial' to 'other specified uses' annotated 'hotel' to facilitate hotel development.

Another 0.96 hectare site which is located in Lo Wai, has been rezoned from 'open space' to 'village type development' to facilitate the implementation of a village expansion area.

The amendments also involve the notes for the 'commercial' zone have been deleted and a new set of notes for the 'other specified uses' annotated 'hotel' has been added.

The amendment plan (No S/TW/7) is available for public inspection until October 16 during normal office hours at:

- * Planning Department
16th floor, Murray Building
Garden Road, Central, Hong Kong;
- * Tsuen Wan, Kwai Tsing and Sham Shui Po District Planning Office
27th floor, Tsuen Wan Government Offices
38 Sai Lau Kok Road, Tsuen Wan, New Territories; and
- * Tsuen Wan District Office
first floor, Tsuen Wan Station Multi-storey Carpark Building
174-208 Castle Peak Road, Tsuen Wan,
New Territories.

Any person affected by the amendment plan may submit written objections to the Secretary of the Town Board, c/o Planning Department, 13th floor, Murray Building, Garden Road, Central, Hong Kong, before October 16.

Copies of the draft plan can be purchased at the Survey and Mapping Office, Lands Department, 14th floor, Murray Building, Garden Road, Central, Hong Kong, and the Kowloon Map Sales Office, ground floor, 382 Nathan Road, Kowloon.

End

Construction of rest garden in Kwun Tong tenders invited

* * * * *

The Architectural Services Department is inviting tenders for the construction of a rest garden at Shing Yip Street in Kwun Tong.

The project involves the development of a rest garden with an area of about 4,410 square metres and the erection of a single-storey public toilet building including electrical and mechanical installations.

Works will commence in November for completion in September 1997.

Tender forms and further particulars of both projects can be obtained from the Architectural Services Department, 34th floor, Queensway Government Offices, 66 Queensway, Hong Kong.

Tender offers will close at noon on September 6.

End

Shenzhen River flood prevention works tenders invited

* * * * *

The Drainage Services Department is inviting tenders for the second stage, Phase I works of the Shenzhen River training scheme which is aimed at preventing flooding in north-east New Territories.

A spokesman for the department said today (Friday) that works under the second stage would comprise widening and deepening of 6.6 kilometres of the river.

"To achieve this, a section of the existing border road between Lok Ma Chau and Tam Kon Chau and its security facilities are required to be relocated in advance," he said.

Works will involve construction of a 3.6 kilometre new border road, security fence and ancillary drainage works.

Construction will start in November for completion in September 1998.

Measures will also be implemented to minimise impact on the environment.

Details of the tender are contained in the Government Gazette published today.

The spokesman said since works of the first stage of the Shenzhen River Regulation project commenced in May last year, much progress had been made and over 60 per cent of Stage I works had so far been completed.

"Preparation for the Stage II of the project has been carried out in full co-operation with the Shenzhen Municipal Government," he added.

Tender form and further particulars may be obtained from the Chief Engineer, Land Drainage Division, Drainage Services Department, Kowloon Government Offices, 11th floor, 405 Nathan Road, Kowloon.

Tenders must be clearly marked and addressed to the Chairman of the Central Tender Board. They must be placed in the Government Secretariat tender box in the lift lobby on the lower ground floor, Central Government Offices (East Wing), Lower Albert Road, Hong Kong, before noon on September 6.

Late tenders will not be accepted.

End

Fresh water cut in Causeway Bay

* * * * *

The fresh water supply to some premises in Causeway Bay will be temporarily suspended from 11 pm on August 19 (Monday) to 6 am the following day for waste detection work on watermains.

The suspension will affect the following:

- * Nos 1 and 2 Sports Road;
- * Canal Road East;
- * all even number premises between Nos 432 and 472 Hennessy Road;
- * all odd number premises between Nos 53 and 99 Pervical Street;
- * all even number premises between Nos 36 and 66 and odd number premises between Nos 9 and 77 Leighton Road;
- * No 6 Leighton Lane;
- * Tang Lung Street;
- * Russell Street;
- * Sharp Street East;
- * Yiu Wa Street; and
- * Matheson Street.

End

Construction of CSD quarters in Sai Kung

* * * * *

The Architectural Services Department is inviting tenders for the construction of Correctional Services Departmental quarters at Pik Uk in Sai Kung.

The project comprises construction of three five-storey blocks to provide 60 departmental quarters with a total gross floor area of about 5,400 square metres, together with associated external and drainage works.

Construction is expected to commence in October for completion in January 1998.

Forms of tender and further particulars can be obtained from the Architectural Services Department, 34th floor, Queensway Government Offices, 66 Queensway, Hong Kong.

The closing date for tenders is noon on September 6.

End

Hong Kong Monetary Authority money market operations

* * * * *

	<u>\$ million</u>	<u>Time (hours)</u>	<u>Cumulative change (\$million)</u>
Opening balance in the account	1,886	0930	+77
Closing balance in the account	2,160	1000	+77
Change attributable to :		1100	+74
Money market activity	+74	1200	+74
LAF today	+200	1500	+74
		1600	+74

LAF rate 4.00% bid/6.00% offer TWI 123.9 *+0.0* 16.8.96

Hong Kong Monetary Authority

EF bills		EF notes/MTRC				
Terms	Yield	Term	Issue	Coupon	Price	Yield
1 week	4.92	2 years	2808	6.00	99.78	6.21
1 month	5.01	3 years	3907	6.80	100.86	6.58
3 months	5.16	5 years	5106	7.23	100.91	7.12
6 months	5.30	7 years	7305	7.60	101.42	7.46
12 months	5.61	5 years	M503	7.35	99.70	7.56

Total turnover of EF bills and notes - \$ 5,162 million

Closed August 16, 1996

End