



DAILY INFORMATION BULLETIN

ISSUED BY GOVERNMENT INFORMATION SERVICES
BEACONSFIELD HOUSE, HONG KONG. TEL.: 842 8777

MONDAY, OCTOBER 12, 1992

<u>CONTENTS</u>	<u>PAGE NO.</u>
SOCIAL WELFARE EXPANSION PROGRAMMES TO GO AHEAD	1
EXTERNAL TRADE STATISTICS FOR AUGUST RELEASED	2
RESULTS OF TUEN MUN DISTRICT BOARD TAI HING CONSTITUENCY BY-ELECTION ..	9
LABOUR ADVISORY BOARD MEMBERS MAY SUGGEST AGENDA ITEMS	10
SEPTEMBER AIR QUALITY REPORT RELEASE	11
STUDY TO MAP OUT INFORMATION STRATEGY FOR LEGAL DEPARTMENT	14
RATES FOR FOURTH QUARTER DUE ON OCTOBER 31	14
HK PHILHARMONIC ORCHESTRA IN CONCERT	16
WATER STORAGE FIGURE	16
FRESH WATER CUT IN YAU MA TEI	16
HONG KONG GOVERNMENT EXCHANGE FUND MONEY MARKET OPERATIONS	17

MONDAY, OCTOBER 12, 1992

- 1 -

SOCIAL WELFARE EXPANSION PROGRAMMES TO GO AHEAD

* * * * *

THE EXPANSION OF SOCIAL WELFARE PROGRAMMES ANNOUNCED BY THE GOVERNOR, THE RT HON CHRIS TOPHER IN HIS FIRST POLICY ADDRESS LAST WEDNESDAY WILL BEGIN AS SOON AS FUNDS ARE AVAILABLE IN THE NEXT FINANCIAL YEAR.

THIS WAS STATED TODAY (MONDAY) BY THE DIRECTOR OF SOCIAL WELFARE, MR M D CARTLAND, AT A SPECIAL MEETING OF SOCIAL WELFARE ADVISORY COMMITTEE TO DISCUSS SOCIAL WELFARE ISSUES COVERED IN THE POLICY ADDRESS.

"THE FUNDING OF SOCIAL WELFARE PROGRAMMES ANNOUNCED BY THE GOVERNOR WILL BE SUFFICIENT TO MEET THE KEY TARGETS OF THE WHITE PAPER ON SOCIAL WELFARE FOR THE YEAR 1996-97," HE SAID.

THE PROPOSALS ARE ACHIEVABLE AND AFFORDABLE, MR CARTLAND ADDED.

AT THE MEETING, THE CHAIRMAN OF THE SOCIAL WELFARE ADVISORY COMMITTEE, PROFESSOR NELSON CHOW WING-SUN, COMMENTED ON THE PROPOSED SOCIAL SECURITY SYSTEM, A NEW SYSTEM TO REPLACE THE EXISTING PUBLIC ASSISTANCE AND SPECIAL NEEDS ALLOWANCE SCHEMES.

THE NEW SYSTEM WILL CONSIST OF THE COMPREHENSIVE SOCIAL SECURITY ASSISTANCE SCHEME AND THE SOCIAL SECURITY ALLOWANCE SCHEME, PROFESSOR CHOW EXPLAINED.

HE POINTED OUT THAT THE COMPREHENSIVE SOCIAL SECURITY ASSISTANCE SCHEME AIMED AT HELPING PERSONS WHOSE INCOME FELL BELOW THE PRESCRIBED LEVELS.

BASIC RATES UNDER THE EXISTING PUBLIC ASSISTANCE SCHEME RANGE BETWEEN \$600 A MONTH FOR AN INDIVIDUAL IN A FAMILY TO \$825 A MONTH FOR A SINGLE PERSON LIVING ALONE.

UNDER THE NEW SCHEME, THE CURRENT SLIDING SCALE OF BASIC SCALE RATES OF \$600, \$610 AND \$620 FOR FAMILY MEMBERS WILL BE REPLACED BY A FLAT RATE OF \$820 A MONTH.

THE CURRENT RATE OF \$825 A MONTH FOR A SINGLE ADULT WILL BE INCREASED BY 15 PER CENT TO \$950 A MONTH.

AT PRESENT, AN ELDERLY PERSON RECEIVES \$1,238 A MONTH IF LIVING ALONE, OR \$1,023 A MONTH IF LIVING WITH A FAMILY. THESE RATES WILL BE INCREASED BY 15 PER CENT TO \$1,420 AND \$1,180 RESPECTIVELY.

FOR A FAMILY OF FOUR, THE NEW RATES PLUS RENT AND OTHER ADDITIONAL GRANTS WOULD PROVIDE A MONTHLY INCOME OF \$5,505, HE SAID.

THE CURRENT RULE, WHICH ALLOWS 45 DAYS ABSENCE FROM THE TERRITORY FOR PUBLIC ASSISTANCE RECIPIENTS AND 119 DAYS FOR SPECIAL NEEDS ALLOWANCE RECIPIENTS BEFORE BENEFITS ARE SUSPENDED, WILL BE CHANGED TO 180 DAYS FOR ALL ELDERLY AND DISABLED RECIPIENTS.

/"IT IS

- 2 -

"IT IS INDICATED THAT THE GOVERNMENT HAS DECIDED TO IMPROVE THE SOCIAL SECURITY SYSTEM BY INCREASING THE OVERALL BENEFITS OF THE EXISTING SCHEMES BY RATES VARYING BETWEEN FOUR PER CENT AND 37 PER CENT, TO PROVIDE A HIGHER STANDARD OF LIVING FOR CLIENTS, AND TO IMPROVE THE DIFFERENTIALS BETWEEN THE RATES FOR VARIOUS TYPES OF CLIENTS TO REMEDY THE PLIGHT OF THOSE WORST-OFF MEMBERS OF THE COMMUNITIES," HE SAID.

PROFESSOR CHOW SAID THE PROPOSED SOCIAL SECURITY PACKAGE SHOULD HELP TO UPGRADE THE LIVING STANDARDS OF THE NEEDY, ADDING THAT "THIS IS A VERY WELCOMING AND ENCOURAGING DEVELOPMENT".

- - - - 0 - - - -

EXTERNAL TRADE STATISTICS FOR AUGUST RELEASED

* * * * *

TOTAL MERCHANDISE TRADE IN AUGUST THIS YEAR, AT \$161,148 MILLION, INCREASED BY 20% IN VALUE AS COMPARED WITH AUGUST LAST YEAR, ACCORDING TO STATISTICS RELEASED TODAY (MONDAY) BY THE CENSUS AND STATISTICS DEPARTMENT.

OVER THE SAME PERIOD OF COMPARISON, THE VALUE OF DOMESTIC EXPORTS INCREASED BY 2% TO \$20,833 MILLION WHILE THAT OF RE-EXPORTS ROSE BY 29% TO \$60,943 MILLION.

TAKING DOMESTIC EXPORTS AND RE-EXPORTS TOGETHER, THE VALUE OF TOTAL EXPORTS INCREASED BY 21% TO \$81,777 MILLION. MEANWHILE, THE VALUE OF IMPORTS INCREASED BY 19% TO \$79,371 MILLION.

THE VALUE OF TOTAL MERCHANDISE TRADE IN THE FIRST EIGHT MONTHS OF THIS YEAR, AT \$1,187 BILLION, INCREASED BY 22% AS COMPARED WITH THE SAME PERIOD LAST YEAR.

OVER THE SAME PERIOD OF COMPARISON, THE VALUE OF DOMESTIC EXPORTS INCREASED BY 2% TO \$149 BILLION WHILE THAT OF RE-EXPORTS INCREASED BY 31% TO \$431 BILLION.

THE VALUE OF TOTAL EXPORTS INCREASED BY 22% TO \$580 BILLION WHILE THAT OF IMPORTS INCREASED BY 23% TO \$607 BILLION.

THE CHANGES IN THE VALUE OF DOMESTIC EXPORTS TO THE 10 MAJOR MARKETS ARE SHOWN IN TABLE 1.

COMPARING AUGUST 1992 WITH AUGUST 1991, INCREASES WERE RECORDED IN THE VALUE OF DOMESTIC EXPORTS TO TAIWAN (+37%), SINGAPORE (+15%), CHINA (+12%), THE UNITED STATES (+8%) AND CANADA (+2%).

HOWEVER, DECREASES WERE RECORDED IN THE VALUE OF DOMESTIC EXPORTS TO GERMANY (-15%), FRANCE (-10%), JAPAN (-9%), THE NETHERLANDS (-8%) AND THE UNITED KINGDOM (-3%).

COMPARING THE FIRST EIGHT MONTHS OF THIS YEAR WITH THE SAME PERIOD LAST YEAR, THE VALUE OF DOMESTIC EXPORTS TO CHINA, SINGAPORE, THE UNITED STATES, CANADA AND TAIWAN INCREASED BY 16%, 13%, 8%, 7% AND 6% RESPECTIVELY.

HOWEVER, THE VALUE OF DOMESTIC EXPORTS TO GERMANY, FRANCE, THE NETHERLANDS, THE UNITED KINGDOM AND JAPAN DECREASED, BY 25%, 17%, 10%, 10% AND 4% RESPECTIVELY.

TABLE 2 SHOWS THE CHANGES IN THE VALUE OF DOMESTIC EXPORTS OF THE 10 MAJOR COMMODITY DIVISIONS.

COMPARING THE FIRST EIGHT MONTHS OF 1992 WITH THE SAME PERIOD IN 1991, INCREASES IN THE VALUE OF DOMESTIC EXPORTS WERE REGISTERED FOR CLOTHING (BY \$1,651 MILLION OR 4%); OFFICE MACHINES AND AUTOMATIC DATA PROCESSING MACHINES (BY \$1,077 MILLION OR 9%); AND MACHINERY SPECIALISED FOR PARTICULAR INDUSTRIES (BY \$495 MILLION OR 31%).

HOWEVER, DECREASES IN THE VALUE OF DOMESTIC EXPORTS WERE RECORDED FOR TELECOMMUNICATIONS AND SOUND RECORDING AND REPRODUCING APPARATUS AND EQUIPMENT (BY \$1,943 MILLION OR 19%); AND PHOTOGRAPHIC APPARATUS, EQUIPMENT AND SUPPLIES, OPTICAL GOODS, WATCHES AND CLOCKS (BY \$1,037 MILLION OR 8%).

THE CHANGES IN THE VALUE OF IMPORTS FROM THE 10 MAJOR SUPPLIERS ARE SUMMARISED IN TABLE 3.

COMPARING AUGUST 1992 WITH AUGUST 1991, INCREASES WERE RECORDED IN THE VALUE OF IMPORTS FROM ALL THE MAJOR SUPPLIERS: ITALY (+46%), MALAYSIA (+25%), JAPAN (+24%), GERMANY (+21%), CHINA (+19%), THE REPUBLIC OF KOREA (+19%), SINGAPORE (+19%), TAIWAN (+16%), THE UNITED STATES (+11%) AND THE UNITED KINGDOM (+8%).

COMPARING THE FIRST EIGHT MONTHS OF THIS YEAR WITH THE SAME PERIOD LAST YEAR, THE INCREASES IN THE VALUE OF IMPORTS FROM THE MAJOR SUPPLIERS WERE: GERMANY (+29%), JAPAN (+28%), MALAYSIA (+28%), ITALY (+27%), THE REPUBLIC OF KOREA (+27%), CHINA (+24%), SINGAPORE (+20%), TAIWAN (+18%), THE UNITED STATES (+14%) AND THE UNITED KINGDOM (+14%).

TABLE 4 SHOWS THE CHANGES IN THE VALUE OF IMPORTS OF THE 10 MAJOR COMMODITY DIVISIONS.

COMPARING THE FIRST EIGHT MONTHS OF 1992 WITH THE SAME PERIOD IN 1991, INCREASES IN THE VALUE OF IMPORTS WERE REGISTERED FOR MISCELLANEOUS MANUFACTURED ARTICLES CONSISTING OF MAINLY BABY CARRIAGES, TOYS, GAMES AND SPORTING GOODS (BY \$10,768 MILLION OR 31%); CLOTHING (BY \$9,894 MILLION OR 25%); ELECTRICAL MACHINERY, APPARATUS AND APPLIANCES, AND ELECTRICAL PARTS THEREOF (BY \$9,787 MILLION OR 20%); TELECOMMUNICATIONS AND SOUND RECORDING AND REPRODUCING APPARATUS AND EQUIPMENT (BY \$8,223 MILLION OR 22%); AND TEXTILES (BY \$7,301 MILLION OR 12%).

THE CHANGES IN THE VALUE OF HONG KONG'S RE-EXPORTS TO THE 10 MAJOR COUNTRIES OF DESTINATION ARE SHOWN IN TABLE 5.

COMPARING AUGUST 1992 WITH AUGUST 1991, THE VALUE OF RE-EXPORTS TO JAPAN, THE UNITED KINGDOM, THE UNITED STATES AND CHINA INCREASED SUBSTANTIALLY, BY 46%, 44%, 39% AND 33% RESPECTIVELY.

THAT TO CANADA, FRANCE, TAIWAN AND GERMANY ALSO INCREASED, BY 17%, 16%, 9% AND 6% RESPECTIVELY.

HOWEVER, THE VALUE OF RE-EXPORTS TO THE REPUBLIC OF KOREA AND SINGAPORE DECREASED, BY 14% AND 4% RESPECTIVELY.

COMPARING THE FIRST EIGHT MONTHS OF 1992 WITH THE SAME PERIOD IN 1991, THE VALUE OF RE-EXPORTS TO THE UNITED STATES, THE UNITED KINGDOM, CHINA, CANADA, JAPAN AND FRANCE INCREASED SUBSTANTIALLY, BY 43%, 38%, 38%, 37%, 30% AND 22% RESPECTIVELY.

THAT TO SINGAPORE AND TAIWAN ALSO INCREASED, BY 13% AND 12% RESPECTIVELY.

HOWEVER, THE VALUE OF RE-EXPORTS TO THE REPUBLIC OF KOREA AND GERMANY DECREASED, BY 7% AND 3% RESPECTIVELY.

TABLE 6 SHOWS THE CHANGES IN THE VALUE OF RE-EXPORTS OF THE 10 MAJOR COMMODITY DIVISIONS.

COMPARING THE FIRST EIGHT MONTHS OF 1992 WITH THE SAME PERIOD IN 1991, INCREASES IN THE VALUE OF RE-EXPORTS WERE REGISTERED FOR MISCELLANEOUS MANUFACTURED ARTICLES CONSISTING OF MAINLY BABY CARRIAGES, TOYS, GAMES AND SPORTING GOODS (BY \$16,707 MILLION OR 39%); CLOTHING (BY \$10,634 MILLION OR 27%); TEXTILES (BY \$7,601 MILLION OR 21%); AND ELECTRICAL MACHINERY, APPARATUS AND APPLIANCES, AND ELECTRICAL PARTS THEREOF (BY \$7,303 MILLION OR 29%).

ALL THE TRADE STATISTICS DESCRIBED HERE ARE MEASURED AT CURRENT PRICES AND NO ACCOUNT HAS BEEN TAKEN OF THE CHANGES IN PRICES BETWEEN THE PERIODS OF COMPARISON.

A SEPARATE ANALYSIS OF THE PRICE AND VOLUME MOVEMENTS OF EXTERNAL TRADE IN AUGUST WILL BE RELEASED IN EARLY NOVEMBER.

DETAILED TRADE STATISTICS ANALYSED BY COMMODITY AND BY COUNTRY ARE PUBLISHED IN TRADE STATISTICS REPORTS.

THE AUGUST 1992 ISSUE OF THE "HONG KONG EXTERNAL TRADE" WITH DETAILED ANALYSES ON THE PERFORMANCE OF HONG KONG'S EXTERNAL TRADE IN AUGUST WILL BE AVAILABLE FOR SALE AT \$52 A COPY AROUND OCTOBER 16.

THE REPORT CAN BE BOUGHT AT THE GOVERNMENT PUBLICATIONS SALES CENTRE ON THE GROUND FLOOR, GENERAL POST OFFICE BUILDING, CONNAUGHT PLACE, CENTRAL, AND THE PUBLICATIONS SECTION OF THE CENSUS AND STATISTICS DEPARTMENT ON THE 19TH FLOOR, WANCHAI TOWER I, 12 HARBOUR ROAD, WAN CHAI.

ENQUIRIES ABOUT REGULAR SUBSCRIPTION TO THE REPORT MAY BE DIRECTED TO THE INFORMATION SERVICES DEPARTMENT AT FRENCH MISSION BUILDING, 1 BATTERY PATH, HONG KONG (TEL 842 8802) AND ENQUIRIES ON TRADE STATISTICS TO THE CENSUS AND STATISTICS DEPARTMENT (TEL 582 4915).

TABLE 1 : DOMESTIC EXPORTS TO THE 10 MAJOR MARKETS

MAJOR MARKET	AUG 1992 (HKD MN)	AUG 92 OVER AUG 91 (%)	JAN-AUG 1992 (HKD MN)	JAN-AUG 92 OVER JAN-AUG 91 (%)
UNITED STATES	5,991	+ 8	40,132	+ 8
CHINA	5,357	+ 12	39,404	+ 16
GERMANY	1,467	- 15	9,957	- 25
UNITED KINGDOM	1,197	- 3	8,088	- 10
JAPAN	998	- 9	7,302	- 4
SINGAPORE	915	+ 15	6,540	+ 13
TAIWAN	510	+ 37	4,129	+ 6
CANADA	489	+ 2	3,380	+ 7
NETHERLANDS	386	- 8	3,211	- 10
FRANCE	276	- 10	2,073	- 17

TABLE 2 : DOMESTIC EXPORTS OF THE 10 MAJOR COMMODITY DIVISIONS

COMMODITY DIVISION	AUG 1992 (HKD MN)	AUG 92 OVER AUG 91 (%)	JAN-AUG 1992 (HKD MN)	JAN-AUG 92 OVER JAN-AUG 91 (%)
ARTICLES OF APPAREL AND CLOTHING ACCESSORIES	7,581	+ 7	47,745	+ 4
MISCELLANEOUS MANUFACTURED ARTICLES (MAINLY JEWELLERY, GOLDSMITHS' AND SILVERSMITHS' WARES)	1,866	- 9	14,498	- 3
OFFICE MACHINES AND AUTOMATIC DATA PROCESSING MACHINES	1,683	+ 1	12,975	+ 9
ELECTRICAL MACHINERY, APPARATUS AND APPLIANCES, AND ELECTRICAL PARTS THEREOF	1,801	+ 9	12,677	+ 2

PHOTOGRAPHIC APPARATUS, EQUIPMENT AND SUPPLIES, OPTICAL GOODS, WATCHES AND CLOCKS	1,575	- 11	12,136	- 8
TEXTILE YARN, FABRICS, MADE-UP ARTICLES AND RELATED PRODUCTS	1,412	+ 1	11,302	+ 1
TELECOMMUNICATIONS AND SOUND RECORDING AND REPRODUCING APPARATUS AND EQUIPMENT	1,044	- 18	8,251	- 19
MANUFACTURES OF METALS	403	- 4	3,201	+ 4
PLASTICS IN PRIMARY FORMS	278	- 4	2,302	+ 4
MACHINERY SPECIALISED FOR PARTICULAR INDUSTRIES	269	+ 24	2,093	+ 31

TABLE 3: IMPORTS FROM THE 10 MAJOR SUPPLIERS

MAJOR SUPPLIER	AUG 1992 (HKD MN)	AUG 92 OVER AUG 91 (%)	JAN-AUG 1992 (HKD MN)	JAN-AUG 92 OVER JAN-AUG 91 (%)
CHINA	31,268	+ 19	224,564	+ 24
JAPAN	12,991	+ 24	103,970	+ 28
TAIWAN	7,147	+ 16	55,778	+ 18
UNITED STATES	6,309	+ 11	44,225	+ 14
REPUBLIC OF KOREA	3,256	+ 19	29,132	+ 27
SINGAPORE	2,858	+ 19	24,826	+ 20
GERMANY	1,767	+ 21	13,764	+ 29
UNITED KINGDOM	1,546	+ 8	12,536	+ 14
ITALY	1,480	+ 46	9,504	+ 27
MALAYSIA	1,045	+ 25	8,193	+ 28

TABLE 4 : IMPORTS OF THE 10 MAJOR COMMODITY DIVISIONS

COMMODITY DIVISION	AUG 1992 (HKD MN)	AUG 92 OVER AUG 91 (%)	JAN-AUG 1992 (HKD MN)	JAN-AUG 92 OVER JAN-AUG 91 (%)
TEXTILE YARN, FABRICS, MADE-UP ARTICLES AND RELATED PRODUCTS	7,832	+ 1	67,409	+ 12
ELECTRICAL MACHINERY, APPARATUS AND APPLIANCES, AND ELECTRICAL PARTS THEREOF	7,813	+ 14	59,442	+ 20
ARTICLES OF APPAREL AND CLOTHING ACCESSORIES	7,820	+ 32	50,172	+ 25
TELECOMMUNICATIONS AND SOUND RECORDING AND REPRODUCING APPARATUS AND EQUIPMENT	6,131	+ 18	46,394	+ 22
MISCELLANEOUS MANUFACTURED ARTICLES (MAINLY BABY CARRIAGES, TOYS, GAMES AND SPORTING GOODS)	6,497	+ 21	45,136	+ 31
PHOTOGRAPHIC APPARATUS, EQUIPMENT AND SUPPLIES, OPTICAL GOODS, WATCHES AND CLOCKS	3,571	+ 6	29,407	+ 19
OFFICE MACHINES AND AUTOMATIC DATA PROCESSING MACHINES	2,716	+ 38	21,760	+ 48
FOOTWEAR	2,872	+ 51	19,902	+ 47
GENERAL INDUSTRIAL MACHINERY AND EQUIPMENT, AND MACHINE PARTS	2,399	+ 63	19,190	+ 54
NON-METALLIC MINERAL MANUFACTURES	2,202	+ 22	18,881	+ 20

/TABLE 5 :

TABLE 5 : RE-EXPORTS TO THE 10 MAJOR COUNTRIES OF DESTINATION

MAJOR COUNTRY OF DESTINATION	AUG 1992 (HKD MN)	AUG 92 OVER AUG 91 (%)	JAN-AUG 1992 (HKD MN)	JAN-AUG 92 OVER JAN-AUG 91 (%)
CHINA	17,178	+ 33	130,844	+ 38
UNITED STATES	14,775	+ 39	92,546	+ 43
JAPAN	3,523	+ 46	22,960	+ 30
GERMANY	2,788	+ 6	20,584	- 3
TAIWAN	2,097	+ 9	17,450	+ 12
UNITED KINGDOM	2,017	+ 44	12,200	+ 38
REPUBLIC OF KOREA	1,027	- 14	9,012	- 7
SINGAPORE	1,044	- 4	8,673	+ 13
CANADA	1,000	+ 17	7,216	+ 37
FRANCE	952	+ 16	7,126	+ 22

TABLE 6 : RE-EXPORTS OF THE 10 MAJOR COMMODITY DIVISIONS

COMMODITY DIVISION	AUG 1992 (HKD MN)	AUG 92 OVER AUG 91 (%)	JAN-AUG 1992 (HKD MN)	JAN-AUG 92 OVER JAN-AUG 91 (%)
MISCELLANEOUS MANUFACTURED ARTICLES (MAINLY BABY CARRIAGES, TOYS, GAMES AND SPORTING GOODS)	9,735	+ 26	59,079	+ 39
ARTICLES OF APPAREL AND CLOTHING ACCESSORIES	7,725	+ 35	49,365	+ 27
TEXTILE YARN, FABRICS, MADE-UP ARTICLES AND RELATED PRODUCTS	5,529	+ 15	43,999	+ 21

- 9 -

TELECOMMUNICATIONS AND SOUND RECORDING AND REPRODUCING APPARATUS AND EQUIPMENT	4,774	+ 19	33,040	+ 21
ELECTRICAL MACHINERY, APPARATUS AND APPLIANCES, AND ELECTRICAL PARTS THEREOF	4,649	+ 30	32,781	+ 29
FOOTWEAR	3,451	+ 54	22,432	+ 48
PHOTOGRAPHIC APPARATUS, EQUIPMENT AND SUPPLIES, OPTICAL GOODS, WATCHES AND CLOCKS	2,395	+ 13	18,844	+ 47
TRAVEL GOODS, HANDBAGS AND SIMILAR CONTAINERS	2,046	+ 23	15,691	+ 25
OFFICE MACHINES AND AUTOMATIC DATA PROCESSING MACHINES	1,796	+ 45	13,282	+ 45
GENERAL INDUSTRIAL MACHINERY AND EQUIPMENT, AND MACHINE PARTS	1,368	+ 72	11,179	+ 68

----- 0 -----

RESULTS OF TUEN MUN DISTRICT BOARD
TAI HING CONSTITUENCY BY-ELECTION

* * * * *

NAME OF CANDIDATE -----	RESULT -----
SO LAI-WA	64
LAM TAK-LEUNG	1,129
HO HANG-MUI	2,355

----- 0 -----

LABOUR ADVISORY BOARD MEMBERS MAY SUGGEST AGENDA ITEMS

* * * * *

MEMBERS OF THE LABOUR ADVISORY BOARD (LAB) WILL BE ABLE TO PUT FORWARD SUGGESTIONS FOR INCLUSION IN THE AGENDA OF THE BOARD MEETINGS, THE COMMISSIONER FOR LABOUR, MRS KATHERINE FOK, SAID TODAY (MONDAY).

SPEAKING AT THE LAB MEETING TODAY, MRS FOK, WHO IS ALSO CHAIRMAN OF THE BOARD, SAID A RECENT REVIEW BY THE LABOUR DEPARTMENT HAD MADE THE RECOMMENDATION IN ORDER TO ALLOW FREER EXCHANGES OF VIEWS ON THE LAB.

"AN AMENDMENT WILL BE MADE TO THE LAB'S TERMS OF REFERENCE. DETAILED PROCEDURES FOR IMPLEMENTING THIS RECOMMENDATION WILL BE ANNOUNCED LATER," SHE TOLD THE MEETING.

THE REVIEW ALSO RECOMMENDED AN ALLOWANCE OF \$4,000 PER TERM FOR EACH MEMBER OF THE BOARD TO HELP MEET THEIR EXPENSES INCURRED ON ACTIVITIES RELATING TO LAB FUNCTIONS.

THIS RECOMMENDATION WILL BE IMPLEMENTED IN THE NEW SESSION OF THE LAB WHICH WILL BEGIN NEXT JANUARY.

AT TODAY'S MEETING, THE BOARD ENDORSED A PROPOSED REGULATION AIMED AT ENHANCING THE SAFETY OF WORKERS OPERATING ON ALL POWER-DRIVEN SUSPENDED WORKING PLATFORMS, INCLUDING "GONDOLAS".

UNDER THE PROPOSED REGULATION, THE CONTRACTOR RESPONSIBLE FOR OR THE OWNER OF A SUSPENDED WORKING PLATFORM SHALL ENSURE THE GOOD MECHANICAL CONSTRUCTION AND INSTALLATION OF THE APPLIANCE.

THE PROPOSED REGULATION ALSO REQUIRES A RECORD OF REGULAR AND PROPER MAINTENANCE OF A SUSPENDED WORKING PLATFORM TO BE KEPT AND MADE AVAILABLE FOR INSPECTION.

IT WILL BE THE CONTRACTOR'S AND THE OWNER'S RESPONSIBILITY TO ENSURE THAT A SUSPENDED WORKING PLATFORM IS THOROUGHLY AND PERIODICALLY TESTED BY A COMPETENT EXAMINER AND THAT A VALID SAFETY CERTIFICATE IS OBTAINED.

THE PROPOSAL WILL ALSO REQUIRE THE CONTRACTOR AND THE OWNER TO PROVIDE A SUITABLE SAFETY BELT FOR EVERY PERSON CARRIED ON THE PLATFORM, WHICH SHOULD BE ATTACHED TO AN INDEPENDENT LIFELINE OR AN APPROPRIATE ANCHORAGE.

EMPLOYEES WILL BE REQUIRED TO WEAR A SAFETY BELT AND WILL BE PROHIBITED FROM TAMPERING OR INTERFERING WITH OR RENDERING INOPERATIVE ANY SAFETY ROPE OR ANY AUTOMATIC SAFETY DEVICE PROVIDED FOR THEM.

THE LAB ALSO SUPPORTED A PROPOSAL TO SIMPLIFY THE PROCEDURES FOR CERTIFICATION OF MEDICAL CONDITIONS OF EMPLOYEES TO FACILITATE APPLICATION FOR LONG SERVICE PAYMENT UNDER THE EMPLOYMENT ORDINANCE.

THE PROPOSAL WILL ALLOW ANY REGISTERED MEDICAL PRACTITIONER TO ISSUE A CERTIFICATE STATING THAT THE EMPLOYEE IS PERMANENTLY UNFIT FOR THE PARTICULAR JOB FOR WHICH HE IS CURRENTLY ENGAGED BY THE EMPLOYER.

IF EITHER THE EMPLOYER OR THE EMPLOYEE IS NOT SATISFIED WITH THE MEDICAL ASSESSMENT MADE IN THE FIRST INSTANCE, HE MAY APPOINT ANY REGISTERED MEDICAL PRACTITIONER FOR A REASSESSMENT.

SHOULD MEDICAL OPINIONS OF THE TWO ASSESSMENTS BE IN CONFLICT, THE CASE MAY BE REFERRED TO THE COMMISSIONER FOR LABOUR FOR DETERMINATION.

A THIRD PROPOSAL ENDORSED AT THE MEETING AIMS TO CLARIFY THE CALCULATION OF NORMAL WORKING DAYS IN THE PROVISIONS ON "LAY-OFF" UNDER THE EMPLOYMENT ORDINANCE.

THE PROPOSAL WILL PROVIDE THAT THE TOTAL NUMBER OF NORMAL WORKING DAYS IN THE REFERENCE PERIOD (THAT IS ANY CONSECUTIVE PERIOD OF FOUR WEEKS OR 26 WEEKS) SHOULD BE REDUCED BY THE DAYS OF LOCK-OUT, REST DAYS, STATUTORY HOLIDAYS AND ANNUAL LEAVE FOR DETERMINING WHETHER NON-PROVISION OF WORK BY THE EMPLOYER HAS TRIGGERED OFF LAY-OFF.

MEMBERS OF THE BOARD ALSO NOTED A PROPOSAL TO RAISE THE LICENCE FEE FOR AN EMPLOYMENT AGENCY FROM \$500 TO \$800, WHILE THE FEE FOR A DUPLICATE LICENCE WILL BE SET AT \$160.

- - - - 0 - - - -

SEPTEMBER AIR QUALITY REPORT RELEASE

* * * * *

THE ENVIRONMENTAL PROTECTION DEPARTMENT (EPD) TODAY RELEASED AIR QUALITY INFORMATION FOR SEPTEMBER 1992 OBTAINED AT ITS MONG KOK, CENTRAL/WESTERN AND KWAI CHUNG MONITORING STATIONS.

THE REPORTED AIR POLLUTANTS INCLUDE SULPHUR DIOXIDE (SO₂) AND NITROGEN DIOXIDE (NO₂) WHICH ARE MONITORED CONTINUOUSLY ROUND-THE-CLOCK, AND TOTAL SUSPENDED PARTICULATES (TSP) AND RESPIRABLE SUSPENDED PARTICULATES (RSP) WHICH ARE SAMPLED FOR 24 HOURS EVERY SIX DAYS.

THESE AIR POLLUTANTS MAINLY COME FROM COMBUSTION OF FUEL IN INDUSTRIAL PLANTS AND MOTOR VEHICLES ENGINES. TSP AND RSP ARE ALSO GENERATED BY CONSTRUCTION ACTIVITIES AND SOME MANUFACTURING PROCESSES, AS WELL AS NATURAL SOURCES.

IN SEPTEMBER, POLLUTANTS LEVELS WERE IN GENERAL HIGHER THAN IN AUGUST. THERE WAS AN EXCEEDANCE OF THE DAILY NITROGEN DIOXIDE AIR QUALITY OBJECTIVE VALUE AT THE MONG KOK STATION ON SEPTEMBER 3, A DAY CHARACTERISED BY LOW WIND SPEEDS.

MONDAY, OCTOBER 12, 1992

- 12 -

THE DAILY HONG KONG AIR QUALITY OBJECTIVES OF SO₂ AND NO₂, TSP AND RSP ARE 350, 150, 260 AND 180 MICROGRAMS PER CUBIC METER RESPECTIVELY.

THESE OBJECTIVES ARE COMPARABLE TO INTERNATIONALLY RECOGNISED AIR QUALITY STANDARDS RECOMMENDED FOR PROTECTING THE HEALTH OF THE GENERAL PUBLIC.

HIGH LEVELS OF SO₂ CAUSE RESPIRATORY ILLNESS, REDUCED LUNG FUNCTION AND INCREASE MORTALITY RATE.

NO₂ CAUSES RESPIRATORY IRRITATION, INCREASES SUSCEPTIBILITY TO RESPIRATORY INFECTION AND IMPAIRS LUNG DEVELOPMENT.

TSP ACTS SYNERGISTICALLY WITH OTHER GASEOUS POLLUTANTS AND RSP CAUSES RESPIRATORY ILLNESS, REDUCES LUNG FUNCTION. SOME FORMS OF RSP MAY CAUSE CANCER.

THE MONG KOK, CENTRAL/WESTERN AND KWAI CHUNG STATIONS BROADLY REPRESENT AIR QUALITY RESPECTIVELY AT: LOCATIONS CLOSED TO ROAD TRAFFIC IN BUILD-UP URBAN DISTRICT; COMBINED COMMERCIAL AND RESIDENTIAL DISTRICTS; AND DISTRICT CLOSED TO INDUSTRIAL AREAS.

CURRENTLY THE EPD OPERATES A TOTAL OF 11 FIXED AIR QUALITY MONITORING STATIONS, INCLUDING THE THREE MENTIONED ABOVE.

THE OTHER EIGHT STATIONS ARE AT KWUN TONG, SHAM SHUI PO, TSIM SHA TSUI, TSEUNG KWAN O, TSUEN WAN, HONG KONG SOUTH, TAI PO AND SHA TIN.

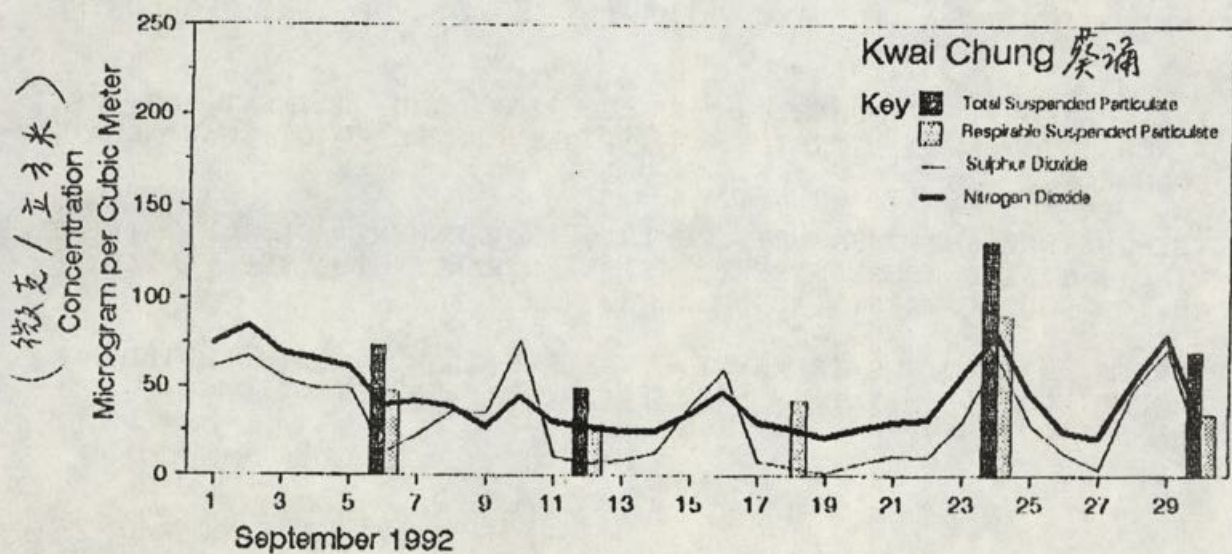
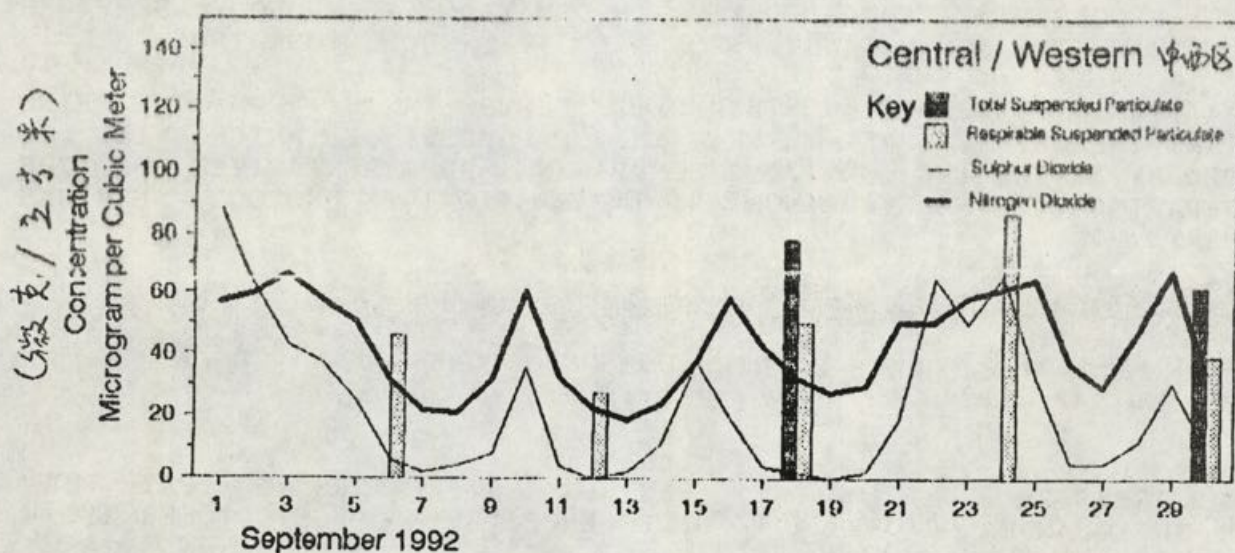
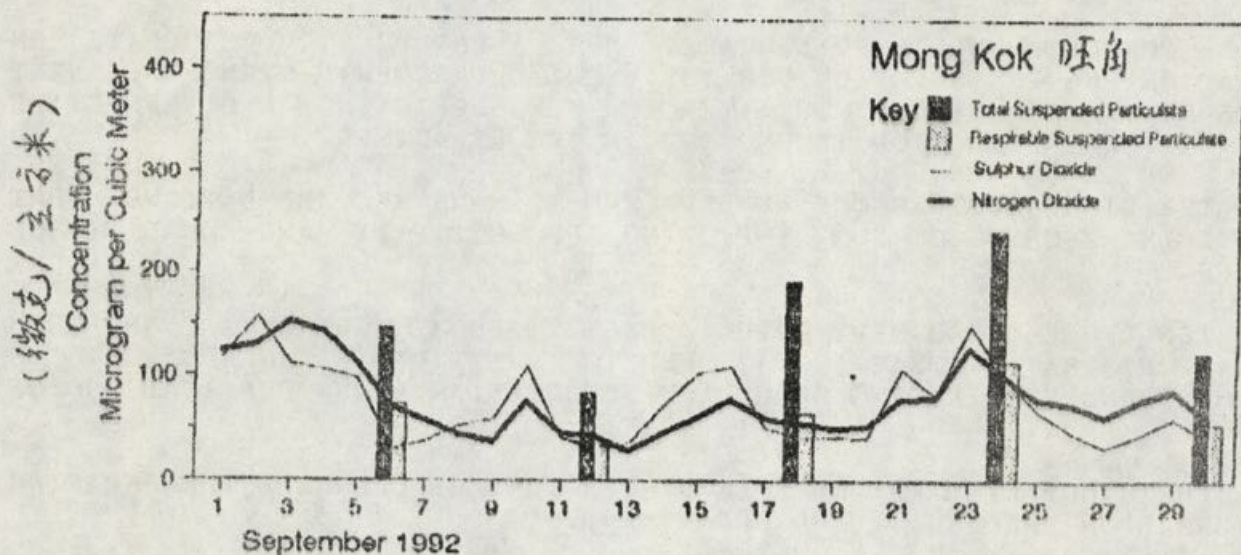
- - - - -

NOTE TO EDITORS:

FURTHER ENQUIRY CAN BE DIRECTED TO THE ACTING PRINCIPAL ENVIRONMENTAL OFFICE MR W.S. TSUI ON TEL 594 6403.

/13

一九九二年九月份空氣質素報告
 Hong Kong Air Quality Report for September 1992



STUDY TO MAP OUT INFORMATION STRATEGY FOR LEGAL DEPARTMENT

* * * * *

A CONSULTANCY FIRM WILL CARRY OUT A STUDY TO FORMULATE AN INFORMATION SYSTEMS STRATEGY FOR THE LEGAL DEPARTMENT OVER THE NEXT FIVE YEARS IN AN EFFORT TO IMPROVE THE EFFICIENT AND EFFECTIVE MANAGEMENT OF INFORMATION TECHNOLOGY IN THE DEPARTMENT.

THE EIGHT-MONTH STUDY IS EXPECTED TO MAKE RECOMMENDATIONS THAT WILL UTILISE TECHNOLOGY FOR IMPROVING PRODUCTIVITY AND QUALITY OF SERVICES.

THE LEGAL DEPARTMENT WILL BENEFIT FROM HAVING A LONG-TERM INFORMATION STRATEGY THAT IS TAILORED TO MEET SPECIFIC NEEDS OF THE DEPARTMENT AND ELIMINATING REDUNDANT INFORMATION AND DUPLICATION OF EFFORT.

THE STUDY WILL ESTABLISH A SYSTEM THAT WILL ENABLE THE SHARING OF INFORMATION THROUGHOUT THE DEPARTMENT.

A \$3.2 MILLION AGREEMENT ON THE STUDY WAS SIGNED TODAY (MONDAY) BETWEEN REPRESENTATIVES OF THE INFORMATION TECHNOLOGY SERVICES DEPARTMENT AND THE CONSULTANCY FIRM, DELOITTE TOUCHE TOHMATSU.

A TEAM OF INFORMATION TECHNOLOGY CONSULTANTS FROM THE FIRM WILL START THE STUDY NEXT WEEK, THE PROGRESS OF WHICH WILL BE MONITORED BY A STEERING COMMITTEE COMPRISING REPRESENTATIVES OF THE LEGAL DEPARTMENT, FINANCE BRANCH AND INFORMATION TECHNOLOGY SERVICES DEPARTMENT.

- - - - 0 - - - -

RATES FOR FOURTH QUARTER DUE ON OCTOBER 31

* * * * *

THE TREASURY TODAY (MONDAY) REMINDED RATEPAYERS TO PAY THE RATES FOR THE QUARTER OCTOBER 1 TO DECEMBER 31 BY NOON ON OCTOBER 31.

ANY RATEPAYER WHO HAS NOT RECEIVED A DEMAND NOTE MAY BRING ONE FOR ANY PREVIOUS QUARTER AND MAKE PAYMENT AT ANY OF THE FOLLOWING OFFICES:

- * THE TREASURY HEADQUARTERS COLLECTION AND PAYMENT OFFICE, WANCHAI TOWER II, FIRST FLOOR, 7 GLOUCESTER ROAD, WAN CHAI, HONG KONG.
- * THE CENTRAL SUB-TREASURY, CENTRAL GOVERNMENT OFFICES (WEST WING), 11 ICE HOUSE STREET (SIDE ENTRANCE TO THE BUILDING ON ICE HOUSE STREET), HONG KONG.
- * THE SAI WAN HO SUB-TREASURY, EASTERN LAW COURTS BUILDING, GROUND FLOOR, 29 TAI ON STREET, SAI WAN HO, HONG KONG.

- * THE YAU MA TEI SUB-TREASURY, KOWLOON GOVERNMENT OFFICES, FOURTH FLOOR, 405 NATHAN ROAD (MARKET STREET ENTRANCE), KOWLOON.
- * THE KOWLOON CITY SUB-TREASURY, MAN SANG COMMERCIAL BUILDING, FIRST FLOOR, 348-352 PRINCE EDWARD ROAD (CORNER OF PRINCE EDWARD ROAD AND JUNCTION ROAD), KOWLOON.

ANY RATEPAYER WHO HAS NOT RECEIVED A DEMAND NOTE AND CANNOT PRODUCE ONE FOR ANY PREVIOUS QUARTER SHOULD INQUIRE AT THE TREASURY RATES SECTION, WANCHAI TOWER II, 30TH FLOOR, 7 GLOUCESTER ROAD, HONG KONG.

A SPOKESMAN FOR THE TREASURY SAID IF THE SUM WAS NOT PAID BY END OF THIS MONTH, A SURCHARGE OF FIVE PER CENT MAY BE IMPOSED UNDER THE RATING ORDINANCE.

A FURTHER SURCHARGE OF 10 PER CENT MAY BE ADDED TO ACCOUNTS (INCLUDING THE NORMAL FIVE PER CENT SURCHARGE) WHICH REMAIN UNPAID SIX MONTHS AFTER THE DUE DATE, HE SAID.

RATEPAYERS WHO HAVE SUBMITTED A VALID DIRECT DEBIT AUTHORISATION SHOULD NOTE THAT PAYMENT SHOULD BE MADE BY POST OR IN PERSON AS STIPULATED IN THE DEMAND NOTE UNLESS THE WORDING "PAYMENT TO BE MADE BY AUTOPAY" IS SHOWN.

IN THIS CASE, THEIR PAYMENT OF RATES WILL BE MADE BY DIRECT DEBIT TO THEIR BANK ACCOUNTS ON OCTOBER 31. RATEPAYERS SHOULD ENSURE THAT THEIR BANK ACCOUNTS CONTAIN THE NECESSARY FUNDS ON THE DAY.

RATES ARE PAYABLE ON VACANT PROPERTIES BUT ARE REFUNDABLE UNDER THE CONDITIONS SPECIFIED IN THE ORDINANCE.

UNDER SECTION 30 (1A) AND (2A), NO REFUNDS WILL BE PAYABLE IN THE CASE OF A VACANT TENEMENT LAST USED OR INTENDED TO BE USED WHOLLY OR PRIMARILY FOR DOMESTIC PURPOSES OR FOR THE PARKING OF VEHICLES (UNLESS VACANT BY REASON OF AN ORDER OF THE GOVERNMENT).

THE SPOKESMAN URGED RATEPAYERS TO PAY BY CHEQUE OR MONEY ORDER SENT BY POST.

MONDAY, OCTOBER 12, 1992

- 16 -

HK PHILHARMONIC ORCHESTRA IN CONCERT

* * * * *

THE HONG KONG PHILHARMONIC ORCHESTRA WILL GIVE A CONCERT AS PART OF THE WAN CHAI FESTIVAL ON OCTOBER 18 (SUNDAY).

IT WILL BE CONDUCTED BY THE ORCHESTRA'S RESIDENT CONDUCTOR, MS YIP WING-SIE, WHO HAS BEEN WITH THE ORCHESTRA SINCE 1986.

ORGANISED BY THE WAN CHAI FESTIVAL ORGANISING COMMITTEE OF THE DISTRICT BOARD, THE CONCERT WILL BE HELD AT 8 PM AT THE LYRIC THEATRE, HONG KONG ACADEMY FOR PERFORMING ARTS IN WAN CHAI.

IT WILL FEATURE POPULAR WORKS SUCH AS THE OVERTURE "WILLIAM TELL" BY ROSSINI, MUSIC FOR "A MIDSUMMER NIGHT'S DREAM" BY MENDELSSOHN, SUITE "THE FIREBIRD" BY STRAVINSKY, AND THE SUITE NO. 1 FROM "PEER GYNT" OP. 46 BY EDVARD GRIEG.

TICKETS AT DISCOUNTED PRICE OF \$55 EACH ARE NOW ON SALE AT ALL URBIX OUTLETS.

GROUP BOOKINGS ARE WELCOME. ENQUIRIES ON BOOKINGS AND THE PROGRAMMES CAN BE MADE ON TELEPHONE 734 9009 AND 835 1986 RESPECTIVELY.

THE CONCERT IS JOINTLY ORGANISED BY THE URBAN COUNCIL WITH SPONSORSHIP FROM HUTCHISON TELEPHONE COMPANY LTD.

- - - - 0 - - - -

WATER STORAGE FIGURE

* * * * *

STORAGE IN HONG KONG'S RESERVOIRS AT 9 AM TODAY (MONDAY) STOOD AT 83.3 PER CENT OF CAPACITY OR 488.170 MILLION CUBIC METRES.

THIS TIME LAST YEAR THE RESERVOIRS CONTAINED 267.199 MILLION CUBIC METRES OF WATER, REPRESENTING 45.6 PER CENT OF CAPACITY.

- - - - 0 - - - -

FRESH WATER CUT IN YAU MA TEI

* * * * *

FRESH WATER SUPPLY TO SOME PREMISES IN YAU MA TEI WILL GO OFF FROM 11 PM ON WEDNESDAY (OCTOBER 14) TO 6 AM THE FOLLOWING DAY TO FACILITATE WASTE DETECTION WORK ON WATER MAINS.

THE SUSPENSION WILL AFFECT ALL PREMISES BOUNDED BY KANSU STREET, CANTON ROAD, JORDAN ROAD AND FERRY STREET.

- - - - 0 - - - -

MONDAY, OCTOBER 12, 1992

- 17 -

HONG KONG GOVERNMENT EXCHANGE FUND
MONEY MARKET OPERATIONS
* * * * *

	\$ MILLION -----
OPENING BALANCE IN THE ACCOUNT	1,210
REVERSAL OF LAF	+290
BALANCE AFTER REVERSAL OF LAF	1,500
NET INJECTION/WITHDRAWAL TODAY	NIL
EFFECT OF LAF TODAY	-450
CLOSING BALANCE IN THE ACCOUNT	1,050

LAF RATE 2.00 BID/4.00 OFFER TWI 110.5 *-0.3* 12.10.92

HONG KONG GOVERNMENT EXCHANGE FUND

EF BILLS		HONG KONG GOVERNMENT BONDS				
TERMS	YIELD	TERM	ISSUE	COUPON	PRICE	YIELD
1 WEEK	2.45 PCT	13 MONTHS	2311	6.25	103.16	3.33
1 MONTH	2.56 PCT	16 MONTHS	2402	5.50	102.68	3.47
3 MONTHS	2.65 PCT	19 MONTHS	2405	5.502	102.70	3.78
6 MONTHS	2.75 PCT	22 MONTHS	2408	4.375	100.82	3.95
12 MONTHS	3.24 PCT					

TOTAL TURNOVER OF BILLS AND BONDS - 7,848 MN

CLOSED 12 OCTOBER 1992

----- 0 -----