



DAILY INFORMATION BULLETIN

ISSUED BY GOVERNMENT INFORMATION SERVICES
BEACONSFIELD HOUSE, HONG KONG. TEL.: 842 8777

MONDAY, AUGUST 12, 1991

<u>CONTENTS</u>	<u>PAGE NO.</u>
NINETY-FIVE NOMINATIONS RECEIVED FOR LEGCO ELECTIONS	1
DISTRICT OFFICES HELP PROMOTE LEGCO ELECTIONS	9
EXTERNAL TRADE STATISTICS FOR JUNE RELEASED	10
DEPOSITORS' REQUEST FOR FURTHER MEETING DECLINED	17
MONTHLY AIR QUALITY REPORT RELEASED	17
CONSULTATION ON LIVESTOCK WASTE CONTROL SCHEME TO CLOSE ON AUGUST 15	22
NEW TOWN DEVELOPMENT BENEFITS WHOLE OF HONG KONG	22
ADMISSION TO COLLEGES OF EDUCATION CLOSES ON FRIDAY	24
SECONDARY 6 VACANCIES	25
WATER STORAGE FIGURE	25
HONG KONG GOVERNMENT EXCHANGE FUND MONEY MARKET OPERATIONS	25

MONDAY, AUGUST 12, 1991

- 1 -

NINETY-FIVE NOMINATIONS RECEIVED FOR LEGCO ELECTIONS

* * * * *

A TOTAL OF 95 NOMINATIONS WERE RECEIVED FOR THE LEGISLATIVE COUNCIL ELECTIONS NEXT MONTH.

FORTY NOMINATIONS WERE SUBMITTED FOR THE FUNCTIONAL CONSTITUENCY ELECTIONS TO BE HELD ON THURSDAY, SEPTEMBER 12, AND 55 FOR THE DIRECT ELECTIONS TO BE HELD ON SUNDAY, SEPTEMBER 15.

THERE WAS ONE WITHDRAWAL OF NOMINATION. MR TANG MAN-CHUN (54), A CONSULTANT ENGINEER, WITHDREW FROM THE KOWLOON EAST CONSTITUENCY TODAY.

THE HIGHEST NUMBER OF NOMINATIONS FOR THE FUNCTIONAL CONSTITUENCIES WAS SIX FOR FINANCIAL SERVICES.

THE HIGHEST NUMBER OF NOMINATIONS FOR THE DIRECT ELECTIONS WAS EIGHT FOR KOWLOON EAST.

FIVE NOMINATIONS WERE RECEIVED ON THE LAST DAY OF NOMINATION TODAY (MONDAY), TWO FOR THE FUNCTIONAL CONSTITUENCY ELECTIONS, AND THREE FOR THE DIRECT ELECTIONS.

THERE ARE 21 SEATS IN THE 20 FUNCTIONAL CONSTITUENCIES, WITH TWO SEATS FOR THE LABOUR CONSTITUENCY. AS FOR THE DIRECT ELECTIONS, ALL NINE GEOGRAPHICAL CONSTITUENCIES ARE DOUBLE-SEATED.

FOLLOWING IS THE FULL LIST OF THE CANDIDATES AND THEIR PERSONAL PARTICULARS:

FUNCTIONAL CONSTITUENCY/ ELECTORAL DIVISION	NAME	SEX	AGE	OCCUPATION	CONTACT TEL. NO.
-----	----	---	---	-----	-----
FIRST COMMERCIAL	JAMES DAVID MCGREGOR	M	67	VICE CHAIRMAN HK CHINESE BANK	526 5510
	* CHENG MING-FUN PAUL	M	54	COMPANY DIRECTOR	842 4656
SECOND COMMERCIAL	WONG YU-HONG, PHILIP	M	52	MERCHANT	525 8081
FIRST INDUSTRIAL	STEPHEN CHEONG	M	50	COMPANY DIRECTOR	362 2341
SECOND INDUSTRIAL	SETO FAI	M	71	COMPANY GROUP CHAIRMAN	741 0981
	NGAI SHIU-KIT	M	66	COMPANY CHAIRMAN	520 0810 528 3483

/FINANCE

FINANCE	LI KWOK-PO, DAVID	M	52	BANKER	842 3206
FINANCIAL SERVICES	CHIM PUI-CHUNG	M	45	COMPANY DIRECTOR	541 0810
	CHAM YAU-TONG	M	40	SECURITIES DEALER	543 6083
	CHUM TING-PONG	M	37	CORPORATE CONSULTANT	557 9236 388 9277
	CHAN P.F., PETER	M	69	SECURITIES DEALER	572 0330
	WONG PO-HANG, ALEX	M	45	INSURANCE EXECUTIVE	526 0668
	WONG WUN-WING, DAVID	M	43	SECURITIES	801 6950
LABOUR	PANG CHUN-HOI	M	70	RETIRED WORKER	782 3718
	TAM YIU-CHUNG	M	42	UNION OFFICER	544 2312
SOCIAL SERVICES	HUI YIN-FAT	M	55	SOCIAL WORKER	864 2929
MEDICAL	LEONG CHE- HUNG, EDWARD	M	52	MEDICAL	523 8562
				PRACTITIONER	524 9596
HEALTH CARE	HO MUN-KA, MICHAEL	M	35	REGISTERED	454 0619
				NURSE	730 6655
TEACHING	HO KING-ON	M	57	TEACHER	770 3918
	CHEUNG MAN- KWONG	M	36	TEACHER	780 7337
					742 5523
	WOU TCHONG- HONG, WALTER	M	61	COLLEGE PRINCIPAL	714 4161 760 1488
LEGAL	IP SIK-ON, SIMON	M	42	SOLICITOR	843 4332
					657 8781
	MILLER, JOHN WILLIAM	M	41	BARRISTER	-
ENGINEERING	TANG KA-FAT	M	48	CONSULTING ENGINEER	854 3686
	WONG PING-WAI, SAMUEL	M	53	CONSULTING ENGINEER	806 0288

/ARCHITECTURAL,

MONDAY, AUGUST 12, 1991

- 3 -

ARCHITECTURAL, SURVEYING AND PLANNING	HO SING-TIN, EDWARD	M	52	ARCHITECT	890 9333
	LAU SHIU- KWAN, FRANCIS	M	56	SURVEYOR	730 6212
	KAN FOOK-YEE	M	55	CHARTERED SURVEYOR	810 8123
	BROOKE, CHARLES NICHOLAS	M	49	CHARTERED SURVEYOR	823 1523 840 0059
ACCOUNTANCY	WONG HONG- YUEN, PETER	M	47	CERTIFIED PUBLIC ACCOUNTANT	528 4111
REAL ESTATE & CONSTRUCTION	RONALD JOSEPH ARCULLI	M	52	LAWYER/DIRECTOR OF PROPERTY COMPANY	526 6886
TOURISM	HOWARD YOUNG	M	43	TOURISM EXECUTIVE	747 5200 (O) 525 3355 (R)
	WU TAN, HAROLD	M	64	TRAVEL AGENCY OWNER	525 1101
	RONNIE YUEN	M	57	TRAVEL AGENT OWNER	366 1973
URBAN COUNCIL	ELSIE TU	F	78	SUPERVISOR OF SCHOOL	389 8599
REGIONAL COUNCIL	LAM WAI-KEUNG	M	42	EXECUTIVE DIRECTOR	852 4304
	LEUNG KAM-HO, GILBERT	M	38	ESTATE SURVEYOR	739 0888
	CHOW YICK-HAY	M	33	CHINESE UNIVERSITY STAFF	785 7979
	* CHAU CHUN- WING, WILLIAM	M	37	MERCHANT	416 7681
RURAL	LAU WONG-FAT	M	54	MERCHANT	336 9621

/GEOGRAPHICAL

MONDAY, AUGUST 12, 1991

- 4 -

GEOGRAPHICAL CONSTITUENCY	NAME	SEX	AGE	OCCUPATION	CONTACT TEL. NO.
-----	----	---	---	-----	-----
HONG KONG ISLAND EAST	CHOW KIT-BING, JENNIFER	F	36	DISTRICT BOARD MEMBER	529 4293
	CHAN YING-LUN	M	41	CORPORATE AFFAIRS MANAGER	805 1016
	CHENG KAI-NAM	M	41	TEACHER	770 3918 111 0888 CALL 1992
	MARTIN LEE	M	53	QUEEN'S COUNSEL	529 0864
	MAN SAI-CHEONG	M	47	SOLICITOR	526 5775
	LEUNG WAI-TUNG	F	45	UNIVERSITY LECTURER	547 6914
HONG KONG ISLAND WEST	YEUNG SUM	M	43	LECTURER	550 1382 547 4444
	HUANG CHEN-YA	M	51	DOCTOR	523 3322
	CHEUNG WAI- SUN, WINNIE	F	39	P.R. CONSULTANT	869 1180
	WONG MAN-CHIU, RONNIE	M	39	COMPANY DIRECTOR	727 6333 340 5509
	CHANG YAU- HUNG, ALEXANDER	M	39	SOLICITOR	522 8300
	* CHAN YUK- CHEUNG	M	40	NEWSPAPER EXECUTIVE DIRECTOR	865 6787
	KOWLOON EAST	LI WAH-MING	M	36	LECTURER
HAU SHUI-PUI		M	66	FULL-TIME DB MEMBER	341 6300 (O) 750 8350 (R)
LI TING-KIT		M	40	MANAGING DIRECTOR	347 5626 (O) 775 6379 (R) 346 1038 (O) 112 8078 CALL 6989
SZETO WAH		M	60	HEADMASTER	343 7343 (O) 384 0709 (R) 780 7337

/PCON CHI

	POON CHI-FAI	M	39	A.O. (PUBLIC RELATIONS CONSULTANT)	745 0977 (O) 742 8489 (R)
	LAI KING-TIM	M	36	AUTO PARTS COUNTER SALESMAN	563 5969 (O) 562 8662 346 8617 (R)
	CHAN CHEONG	M	38	FULL TIME DB MEMBER	346 8877 (O) 346 5344 (R) 112 8188 CALL 400
	* LI KOI-HOP, PHILIP	M	42	EXECUTIVE	782 6607 (O) 459 0779 (R) 782 6831
KOWLOON CENTRAL	CHAN CHI-KWAN, PETER	M	55	BARRISTER-AT-LAW	525 2105 336 0839
	LAU CHIN-SHEK	M	46	CHURCH WORKER	739 0836
	LAM KUI-SHING	M	55	MEDICAL PRACTITIONER	711 6677
	DR JOHN D. YOUNG	M	42	PROFESSOR OF HISTORY	761 3620
	CHAN YUEN-HAN	F	44	LABOUR & SOCIAL SERVICE	712 0231
	YEUNG LAI-YIN, CECILIA	F	60	SCHOOLS SUPERVISOR	322 1163 116 3399 CALL 888
	CHEUNG CHUNG- MING, JUSTIN	M	37	ACCOUNTING AND TAX CONSULTANT	774 3958 116 8899 CALL 3823
KOWLOON WEST	TO KUN-SUN, JAMES	M	28	SOLICITOR	360 0161
	LEE YU-TAI, DESMOND	M	47	TRANSLATION OFFICER, HONG KONG POLYTECHNIC	802 2055
	LAW CHEUNG- KWOK	M	41	RESEARCH DIRECTOR	820 6323

MONDAY, AUGUST 12, 1991

- 6 -

	FUNG KIN-KEE, FREDERICK	M	38	GRADUATE SCHOOL, GOVERNMENT AND PUBLIC ADMIN. DEPARTMENT, CHINESE UNIVERSITY	777 4766
	NG KIN-SUN	M	43	SOCIAL WORKER	770 2218
	SIT HO-YIN	M	42	LOSS ADJUSTOR/ SURVEYOR	523 2117
NEW TERRITORIES EAST	CHOI MAN-HING, SUNNY	M	40	MERCHANT	792 6731
	LEUNG KA-CHING	M	45	CONSULTANT	684 1026 116 3787 CALL 1946
	LAU KONG-WAH	M	34	LECTURER	684 8333
	KAN CHUNG-NIN, TONY	M	41	SOLICITOR	606 1880
	WONG HONG- CHUNG, JOHNSTON	M	36	LECTURER	788 8746
	WONG WANG-FAT, ANDREW	M	47	UNIVERSITY LECTURER	699 7699 691 2165
	LAU WAI-HING, EMILY	F	39	FORMER JOURNALIST	491 1796 112 3076 CALL 171
NEW TERRITORIES SOUTH	CHAN WAI-YIP, ALBERT	M	36	SOCIAL WORKER	411 3107 416 2382
	LEE WING-TAT	M	35	TEACHER	429 2612 411 3107
	LEUNG YIU- CHUNG	M	37	TEACHER	410 0360
	YEUNG FUK- KWONG	M	38	SOLICITOR	413 3733 411 2228
NEW TERRITORIES WEST	NG MING-YUM	M	35	SECONDARY SCHOOL TEACHER	558 6678
	WONG WAI-YIN, ZACHARY	M	33	SOCIAL WORKER	474 4562

/TANG SIU

	TANG SIU-TONG	M	48	DOCTOR	477 3552 443 2202 116 3311 CALL 123
	TSO SHIU-WAI	M	39	COMPANY DIRECTOR	459 7667 90810065
	TAI CHIN-WAH	M	39	SOLICITOR	450 7003
NEW TERRITORIES NORTH	CHEUNG HON- CHUNG	M	33	EXECUTIVE	673 4802 675 5277 (O)
	FUNG CHI-WOOD	M	35	CLERGYMAN, TEACHER	116 8393 CALL 456 650 4808
	TIK CHI-YUEN	M	33	SOCIAL WORKER	671 9616 465 8668
	WONG CHI- KEUNG, JOHNNY	M	33	SOLICITOR	525 1469 651 1953 94811239
	CHOW MEI-TAK, RONALD	M	40	SUPERVISOR	880 8993 646 8773 94883100
	* TONG WAI-MAN	M	40	MERCHANT	650 0975 112 8668 CALL 891

FOLLOWING IS A STATISTICAL BREAKDOWN OF THE NOMINATIONS RECEIVED SO FAR:

FUNCTIONAL CONSTITUENCY -----	ELECTORAL DIVISION -----	NO. OF NOMINATIONS RECEIVED -----
1. COMMERCIAL	FIRST COMMERCIAL	2
2. COMMERCIAL	SECOND COMMERCIAL	1
3. INDUSTRIAL	FIRST INDUSTRIAL	1
4. INDUSTRIAL	SECOND INDUSTRIAL	2
5. FINANCE & FINANCIAL SERVICES	FINANCE	1
6. FINANCE & FINANCIAL SERVICES	FINANCIAL SERVICES	6
7. LABOUR		2

/8. SOCIAL SERVICES

8.	SOCIAL SERVICES		1
9.	MEDICAL & HEALTH CARE	MEDICAL	1
10.	MEDICAL & HEALTH CARE	HEALTH CARE	1
11.	TEACHING		3
12.	LEGAL		2
13.	ENGINEERING, ARCHITECTURAL, SURVEYING AND PLANNING	ENGINEERING	2
14.	ENGINEERING, ARCHITECTURAL, SURVEYING AND PLANNING	ARCHITECTURAL, SURVEYING AND PLANNING	4
15.	ACCOUNTANCY		1
16.	REAL ESTATE & CONSTRUCTION		1
17.	TOURISM		3
18.	URBAN COUNCIL		1
19.	REGIONAL COUNCIL		4
20.	RURAL		1

		SUB-TOTAL :	40
			=====

GEOGRAPHICAL CONSTITUENCY

NO. OF NOMINATIONS RECEIVED

1.	HONG KONG ISLAND EAST	6
2.	HONG KONG ISLAND WEST	6
3.	KOWLOON EAST	8
4.	KOWLOON CENTRAL	7
5.	KOWLOON WEST	6
6.	NEW TERRITORIES EAST	7
7.	NEW TERRITORIES SOUTH	4

/8. NEW TERRITORIES

8. NEW TERRITORIES WEST	5
9. NEW TERRITORIES NORTH	6

SUB-TOTAL:	55
	=====

* CANDIDATE WHO SUBMITTED HIS NOMINATION TODAY (MONDAY).

DISTRICT OFFICES HELP PROMOTE LEGCO ELECTIONS
* * * * *

THE SHOW WINDOWS OF ALL DISTRICT OFFICES WILL BE GIVEN A NEW LOOK IN TWO WEEKS' TIME - A MOVE WHICH WILL CERTAINLY BOOST THE PUBLICITY OF NEXT MONTH'S LEGISLATIVE COUNCIL ELECTIONS.

THE RENOVATED SHOW WINDOW OF THE WAN CHAI DISTRICT OFFICE'S PUBLIC ENQUIRY SERVICE CENTRE (PESC) AT O'BRIEN ROAD WAS COMPLETED TODAY (MONDAY).

TO DATE, THREE DISTRICT OFFICE SHOW WINDOWS ON HONG KONG ISLAND, INCLUDING WAN CHAI, HAVE NOW BEEN MOUNTED WITH TRIMMINGS IN AN ATTEMPT TO AROUSE PUBLIC INTEREST IN THE TERRITORY'S MAIDEN DIRECT ELECTIONS TO ITS LEGISLATURE.

A CITY AND NEW TERRITORIES ADMINISTRATION SPOKESMAN SAID WINDOW DISPLAYS AT THE OTHER 16 DISTRICT OFFICES WILL ACQUIRE A NEW LOOK IN ALMOST TWO WEEKS' TIME.

IN THE ISLANDS DISTRICT, DISPLAYS WILL BE MOUNTED IN THE WINDOWS OF THE PESC'S IN CHEUNG CHAU AND MUI WO.

THE WINDOW DISPLAYS WILL FEATURE THE LEGISLATIVE COUNCIL BUILDING IN LASER GRAPHICS, A HEADLINE OF "SEPTEMBER 15 - LEGISLATIVE COUNCIL ELECTIONS" AND A "VOTE 91" LOGO.

THESE SPECIALLY-DESIGNED WINDOW DISPLAYS WILL FORM AN INTEGRAL PART OF THE CNTA'S PUBLICITY EFFORTS TO PROMOTE THE FORTHCOMING ELECTIONS.

OTHER PUBLICITY BY THE DEPARTMENT WILL INCLUDE NEWSPAPER SUPPLEMENTS, STREET BUNTINGS, BUS PARADES AND MEET-THE-CANDIDATE FORUMS.

THE SPOKESMAN ALSO TOOK THIS OPPORTUNITY TO CALL ON ELIGIBLE VOTERS TO CAST THEIR BALLOTS ON THE POLLING DAY.

EXTERNAL TRADE STATISTICS FOR JUNE RELEASED

* * * * *

TOTAL MERCHANDISE TRADE IN JUNE 1991, AT \$124,719 MILLION, GREW BY 19% IN VALUE AS COMPARED WITH JUNE 1990, ACCORDING TO THE DETAILED FIGURES ON THE VALUE OF TRADE IN JUNE 1991 RELEASED TODAY (MONDAY) BY THE CENSUS AND STATISTICS DEPARTMENT.

OVER THE SAME PERIOD OF COMPARISON, THE VALUE OF DOMESTIC EXPORTS DECREASED BY 0.2% TO \$18,812 MILLION, WHILE THAT OF RE-EXPORTS ROSE BY 24% TO \$42,315 MILLION.

THE VALUE OF TOTAL EXPORTS INCREASED BY 15% TO \$61,127 MILLION. THE VALUE OF IMPORTS INCREASED BY 22% TO \$63,592 MILLION.

THE VALUE OF TOTAL MERCHANDISE TRADE IN THE FIRST HALF OF 1991, AT \$697,259 MILLION, INCREASED BY 21% AS COMPARED WITH THE SAME PERIOD IN 1990.

OVER THE SAME PERIOD OF COMPARISON, THE VALUE OF DOMESTIC EXPORTS INCREASED BY 4% TO \$104,925 MILLION, WHILE THAT OF RE-EXPORTS INCREASED BY 27% TO \$233,113 MILLION.

THUS, THE VALUE OF TOTAL EXPORTS INCREASED BY 19% TO \$338,038 MILLION. THE VALUE OF IMPORTS INCREASED BY 23% TO \$359,221 MILLION.

THE CHANGES IN THE VALUE OF DOMESTIC EXPORTS TO 10 MAJOR MARKETS ARE SHOWN IN TABLE 1.

COMPARING JUNE 1991 WITH JUNE 1990, THE VALUE OF DOMESTIC EXPORTS TO SINGAPORE, TAIWAN, THE FEDERAL REPUBLIC OF GERMANY, AND THE UNITED KINGDOM INCREASED SIGNIFICANTLY, BY 25%, 17%, 16%, AND 15% RESPECTIVELY.

THOSE TO FRANCE AND CHINA INCREASED BY 9% AND 4% RESPECTIVELY.

HOWEVER, THE VALUE OF DOMESTIC EXPORTS TO CANADA, THE U.S.A. AND JAPAN DECREASED BY 11%, 10% AND 3% RESPECTIVELY.

COMPARING THE FIRST HALF OF 1991 WITH THE SAME PERIOD IN 1990, SUBSTANTIAL INCREASES WERE RECORDED IN THE VALUE OF DOMESTIC EXPORTS TO THE FEDERAL REPUBLIC OF GERMANY, SINGAPORE, THE NETHERLANDS, THE UNITED KINGDOM AND CHINA, BY 32%, 29%, 21%, 17% AND 14% RESPECTIVELY.

THE VALUE OF DOMESTIC EXPORTS TO FRANCE, TAIWAN AND JAPAN INCREASED BY 10%, 8% AND 4% RESPECTIVELY.

HOWEVER, THE VALUE OF DOMESTIC EXPORTS TO CANADA AND THE U.S.A. DECREASED BY 14% AND 13% RESPECTIVELY.

TABLE 2 SHOWS THE CHANGES IN THE VALUE OF DOMESTIC EXPORTS OF THE MAJOR COMMODITY DIVISIONS.

COMPARING THE FIRST HALF OF 1991 WITH THE SAME PERIOD IN 1990, INCREASES IN THE VALUE OF DOMESTIC EXPORTS WERE REGISTERED FOR CLOTHING (BY \$1,437 MILLION OR 5%); OFFICE MACHINES AND AUTOMATIC DATA PROCESSING EQUIPMENT (BY \$1,294 MILLION OR 18%); ELECTRICAL MACHINERY, APPARATUS AND APPLIANCES, AND ELECTRICAL PARTS THEREOF (BY \$1,026 MILLION OR 13%); AND PHOTOGRAPHIC APPARATUS, EQUIPMENT AND SUPPLIES, OPTICAL GOODS, WATCHES AND CLOCKS (BY \$202 MILLION OR 2%).

DOMESTIC EXPORTS OF TEXTILES INCREASED BY \$158 MILLION OR 2% IN VALUE. HOWEVER, DECREASES IN THE VALUE OF DOMESTIC EXPORTS WERE RECORDED IN MISCELLANEOUS MANUFACTURED ARTICLES (BY \$978 MILLION OR 8%), AND FOOTWEAR (BY \$124 MILLION OR 27%).

THE CHANGES IN THE VALUE OF IMPORTS FROM 10 MAJOR SUPPLIERS ARE SUMMARISED IN TABLE 3.

COMPARING JUNE 1991 WITH JUNE 1990, INCREASES WERE RECORDED IN THE VALUE OF IMPORTS FROM MOST MAJOR SUPPLIERS.

SIGNIFICANT INCREASES WERE RECORDED IN THE VALUE OF IMPORTS FROM TAIWAN, SINGAPORE, THE REPUBLIC OF KOREA, JAPAN AND CHINA, BY 45%, 37%, 27%, 25% AND 22% RESPECTIVELY.

THOSE FROM THE FEDERAL REPUBLIC OF GERMANY, THE U.S.A., THE UNITED KINGDOM AND ITALY INCREASED BY 12%, 10%, 8% AND 3% RESPECTIVELY. HOWEVER, THE VALUE OF IMPORTS FROM SWITZERLAND DECREASED BY 18%.

COMPARING THE FIRST HALF OF 1991 WITH THE SAME PERIOD IN 1990, INCREASES WERE RECORDED IN THE VALUE OF IMPORTS FROM ALL MAJOR SUPPLIERS.

THE VALUE OF IMPORTS FROM SINGAPORE, TAIWAN, THE REPUBLIC OF KOREA, JAPAN, THE UNITED KINGDOM, CHINA AND THE FEDERAL REPUBLIC OF GERMANY INCREASED SUBSTANTIALLY, BY 38%, 31%, 29%, 29%, 26%, 25% AND 15% RESPECTIVELY.

THOSE FROM THE U.S.A., ITALY AND SWITZERLAND INCREASED BY 7%, 4% AND 2% RESPECTIVELY.

TABLE 4 SHOWS THE CHANGES IN THE VALUE OF IMPORTS OF THE MAJOR COMMODITY DIVISIONS.

COMPARING THE FIRST HALF OF 1991 WITH THE SAME PERIOD IN 1990, CONSIDERABLE INCREASES IN THE VALUE OF IMPORTS WERE RECORDED IN ELECTRICAL MACHINERY, APPARATUS AND APPLIANCES, AND ELECTRICAL PARTS THEREOF (BY \$7,783 MILLION OR 27%); TEXTILES (BY \$7,410 MILLION OR 20%); TELECOMMUNICATIONS AND SOUND RECORDING AND REPRODUCING APPARATUS AND EQUIPMENT (BY \$5,836 MILLION OR 27%); AND CLOTHING (BY \$5,477 MILLION OR 24%).

/HOWEVER, DECREASES

HOWEVER, DECREASES IN THE VALUE OF IMPORTS WERE REGISTERED FOR OTHER TRANSPORT EQUIPMENT (BY \$674 MILLION OR 21%), AND CORK AND WOOD MANUFACTURES (BY \$39 MILLION OR 2%).

THE CHANGES IN THE VALUE OF HONG KONG'S RE-EXPORTS TO 10 MAJOR MARKETS ARE SHOWN IN TABLE 5.

COMPARING JUNE 1991 WITH JUNE 1990, THE VALUE OF RE-EXPORTS TO MOST MAJOR MARKETS INCREASED.

SIGNIFICANT INCREASES WERE RECORDED IN THE VALUE OF RE-EXPORTS TO FRANCE, THE FEDERAL REPUBLIC OF GERMANY, ITALY, CHINA, THE UNITED KINGDOM AND THE REPUBLIC OF KOREA, BY 69%, 57%, 49%, 31%, 25% AND 18% RESPECTIVELY.

THOSE TO THE U.S.A., JAPAN AND TAIWAN INCREASED BY 12%, 12% AND 6% RESPECTIVELY. HOWEVER, THE VALUE OF RE-EXPORTS TO SINGAPORE DECREASED BY 19%.

COMPARING THE FIRST HALF OF 1991 OVER THE SAME PERIOD IN 1990, THE VALUE OF RE-EXPORTS TO MOST MAJOR MARKETS INCREASED.

SIGNIFICANT INCREASES WERE RECORDED IN THE VALUE OF RE-EXPORTS TO THE FEDERAL REPUBLIC OF GERMANY, FRANCE, ITALY, CHINA, THE UNITED KINGDOM AND JAPAN, BY 78%, 49%, 44%, 34%, 28% AND 23% RESPECTIVELY.

THE VALUE OF RE-EXPORTS TO TAIWAN, THE U.S.A. AND THE REPUBLIC OF KOREA INCREASED BY 17%, 15% AND 10% RESPECTIVELY. HOWEVER, THE VALUE OF RE-EXPORTS TO SINGAPORE DECREASED BY 11%.

TABLE 6 SHOWS THE CHANGES IN THE VALUE OF RE-EXPORTS OF THE MAJOR COMMODITY DIVISIONS.

COMPARING THE FIRST HALF OF 1991 WITH THE SAME PERIOD IN 1990, CONSIDERABLE INCREASES IN THE VALUE OF RE-EXPORTS WERE REGISTERED FOR CLOTHING (BY \$6,920 MILLION OR 34%); MISCELLANEOUS MANUFACTURED ARTICLES (BY \$5,537 MILLION OR 25%); TEXTILES (BY \$4,876 MILLION OR 23%); AND FOOTWEAR (BY \$4,049 MILLION OR 69%).

HOWEVER, DECREASES IN THE VALUE OF RE-EXPORTS WERE RECORDED IN FISH, CRUSTACEANS AND MOLLUSCS, AND PREPARATIONS THEREOF (BY \$155 MILLION OR 8%), AND RAW HIDES, SKINS AND FURSKINS (BY \$77 MILLION OR 19%).

ALL THE TRADE STATISTICS DESCRIBED HERE ARE MEASURED AT CURRENT PRICES AND NO ACCOUNT HAS BEEN TAKEN OF THE CHANGES IN PRICES BETWEEN THE PERIODS OF COMPARISON.

A SEPARATE ANALYSIS OF THE PRICE AND VOLUME MOVEMENTS OF EXTERNAL TRADE IN JUNE 1991 WILL BE RELEASED IN EARLY SEPTEMBER 1991.

DETAILED STATISTICS ON TRADE VALUE BY COMMODITY AND BY COUNTRY ARE PUBLISHED IN TRADE STATISTICS REPORTS.

THE JUNE 1991 ISSUE OF THE "HONG KONG EXTERNAL TRADE" WITH DETAILED ANALYSES ON IMPORTS, EXPORTS AND RE-EXPORTS IN JUNE 1991 WILL BE AVAILABLE FOR SALE AROUND AUGUST 22 AT THE GOVERNMENT PUBLICATIONS CENTRE, GROUND FLOOR, GENERAL POST OFFICE BUILDING, CONNAUGHT PLACE, CENTRAL AT \$33.50 PER COPY.

ENQUIRIES REGARDING REGULAR SUBSCRIPTION TO THIS REPORT MAY BE DIRECTED TO THE INFORMATION SERVICES DEPARTMENT AT FRENCH MISSION BUILDING, 1 BATTERY PATH, HONG KONG (TEL. NO. 842 8802) AND ENQUIRIES ON TRADE STATISTICS TO THE CENSUS AND STATISTICS DEPARTMENT (TEL. NO. 823 4915).

TABLE 1: DOMESTIC EXPORTS TO 10 MAJOR MARKETS

MAJOR MARKET	JUN 1991 (HKD MN.)	JUN 91 OVER JUN 90 (%)	JAN-JUN 1991 (HKD MN.)	JAN-JUN 91 OVER JAN-JUN 90 (%)
U.S.A.	5,130	- 10	25,973	- 13
CHINA	4,283	+ 4	24,303	+ 14
F.R. OF GERMANY	1,668	+ 16	9,673	+ 32
U.K.	1,160	+ 15	6,488	+ 17
JAPAN	919	- 3	5,487	+ 4
SINGAPORE	746	+ 25	4,188	+ 29
TAIWAN	490	+ 17	2,992	+ 8
NETHERLANDS	399	*	2,679	+ 21
CANADA	436	- 11	2,145	- 14
FRANCE	327	+ 9	1,862	+ 10

* DENOTES LESS THAN 0.5%

TABLE 2: DOMESTIC EXPORTS OF THE MAJOR COMMODITY DIVISIONS

COMMODITY DIVISION	JUN 1991 (HKD MN.)	JUN 91 OVER JUN 90 (%)	JAN-JUN 1991 (HKD MN.)	JAN-JUN 91 OVER JAN-JUN 90 (%)
ARTICLES OF APPAREL AND CLOTHING ACCESSORIES	6,482	+ 3	31,646	+ 5

/MISCELLANEOUS MANUFACTURED

- 14 -

MISCELLANEOUS MANUFACTURED ARTICLES (MAINLY JEWELLERY, GOLDSMITHS' AND SILVERSMITHS' WARES)	1,961	- 3	11,102	- 8
PHOTOGRAPHIC APPARATUS, EQUIPMENT AND SUPPLIES, OPTICAL GOODS, WATCHES AND CLOCKS	1,483	- 21	9,312	+ 2
ELECTRICAL MACHINERY, APPARATUS AND APPLIANCES, AND ELECTRICAL PARTS THEREOF	1,659	+ 22	9,074	+ 13
OFFICE MACHINES AND AUTOMATIC DATA PROCESSING EQUIPMENT	1,298	+ 6	8,529	+ 18
TEXTILE YARN, FABRICS, MADE-UP ARTICLES AND RELATED PRODUCTS	1,445	+ 1	8,259	+ 2

TABLE 3: IMPORTS FROM 10 MAJOR SUPPLIERS

MAJOR SUPPLIER	JUN 1991 (HKD MN.)	JUN 91 OVER JUN 90 (%)	JAN-JUN 1991 (HKD MN.)	JAN-JUN 91 OVER JAN-JUN 90 (%)
CHINA	23,353	+ 22	129,229	+ 25
JAPAN	11,014	+ 25	59,297	+ 29
TAIWAN	6,515	+ 45	34,272	+ 31
U.S.A.	4,469	+ 10	28,169	+ 7
REP OF KOREA	3,035	+ 27	17,177	+ 29
SINGAPORE	2,403	+ 37	15,555	+ 38
U.K.	1,208	+ 8	8,165	+ 26
F.R. OF GERMANY	1,369	+ 12	7,725	+ 15
SWITZERLAND	801	- 18	5,425	+ 2
ITALY	852	+ 3	5,399	+ 4

/TABLE 4

TABLE 4: IMPORTS OF THE MAJOR COMMODITY DIVISIONS

COMMODITY DIVISION	JUN 1991 (HKD MN.)	JUN 91 OVER JUN 90 (%)	JAN-JUN 1991 (HKD MN.)	JAN-JUN 91 OVER JAN-JUN 90 (%)
TEXTILE YARN, FABRICS, MADE-UP ARTICLES AND RELATED PRODUCTS	8,156	+ 25	44,313	+ 20
ELECTRICAL MACHINERY, APPARATUS AND APPLIANCES, AND ELECTRICAL PARTS THEREOF	7,274	+ 39	37,079	+ 27
ARTICLES OF APPAREL AND CLOTHING ACCESSORIES	4,965	+ 10	28,631	+ 24
TELECOMMUNICATIONS AND SOUND RECORDING AND REPRODUCING APPARATUS AND EQUIPMENT	4,657	+ 18	27,511	+ 27
MISCELLANEOUS MANUFACTURED ARTICLES (MAINLY BABY CARRIAGES, TOYS, GAMES AND SPORTING GOODS)	4,579	+ 18	23,730	+ 19
PHOTOGRAPHIC APPARATUS, EQUIPMENT AND SUPPLIES, OPTICAL GOODS, WATCHES AND CLOCKS	3,002	+ 3	17,845	+ 19

TABLE 5: RE-EXPORTS TO 10 MAJOR MARKETS

MAJOR MARKET	JUN 1991 (HKD MN.)	JUN 91 OVER JUN 90 (%)	JAN-JUN 1991 (HKD MN.)	JAN-JUN 91 OVER JAN-JUN 90 (%)
CHINA	12,438	+ 31	67,530	+ 34
U.S.A.	8,762	+ 12	43,688	+ 15
F.R. OF GERMANY	2,575	+ 57	15,770	+ 78
JAPAN	1,961	+ 12	12,976	+ 23

/TAIWAN

- 16 -

TAIWAN	1,810	+ 6	11,800	+ 17
REPUBLIC OF KOREA	1,209	+ 18	7,113	+ 10
U.K.	1,157	+ 25	5,987	+ 28
SINGAPORE	880	- 19	5,530	- 11
FRANCE	801	+ 69	4,207	+ 49
ITALY	653	+ 49	3,753	+ 44

TABLE 6: RE-EXPORTS OF THE MAJOR COMMODITY DIVISIONS

COMMODITY DIVISION	JUN 1991 (HKD MN.)	JUN 91 OVER JUN 90 (%)	JAN-JUN 1991 (HKD MN.)	JAN-JUN 91 OVER JAN-JUN 90 (%)
MISCELLANEOUS MANUFACTURED ARTICLES (MAINLY BABY CARRIAGES, TOYS, GAMES AND SPORTING GOODS)	5,892	+ 30	27,824	+ 25
ARTICLES OF APPAREL AND CLOTHING ACCESSORIES	4,760	+ 15	27,229	+ 34
TEXTILE YARN, FABRICS, MADE-UP ARTICLES AND RELATED PRODUCTS	4,966	+ 28	26,286	+ 23
ELECTRICAL MACHINERY, APPARATUS AND APPLIANCES, AND ELECTRICAL PARTS THEREOF	3,457	+ 10	19,660	+ 9
TELECOMMUNICATIONS AND SOUND RECORDING AND REPRODUCING APPARATUS AND EQUIPMENT	3,443	+ 20	19,303	+ 26
FOOTWEAR	1,916	+ 59	9,878	+ 69

CHINA
U.S.A.
F.R.G.
JAPAN /17

MONDAY, AUGUST 12, 1991

- 17 -

DEPOSITORS' REQUEST FOR FURTHER MEETING DECLINED
* * * * *

A GROUP OF DEPOSITORS OF THE BANK OF CREDIT AND COMMERCE HONG KONG LIMITED (BCCHK) HAVE MADE KNOWN THEIR INTENTION OF CALLING ON SECRETARY FOR MONETARY AFFAIRS, MR DAVID NENDICK, AT 4.30 PM TODAY (MONDAY) TO DEMAND A PUBLIC APOLOGY IN RESPECT OF COMMENTS HE MADE LAST WEEK.

MR NENDICK HAD AN HOUR'S MEETING ON SATURDAY WITH FIVE REPRESENTATIVES OF THE DEPOSITORS IN WHICH HE CLARIFIED WHAT HE HAD SAID IN PRESS INTERVIEWS THE PREVIOUS DAY.

HE MADE IT CLEAR THAT HE HAD NOT BEEN SUGGESTING THAT BCCHK DEPOSITORS IN GENERAL HAD BEEN RESPONSIBLE FOR AN ORCHESTRATED CAMPAIGN OF RUMOUR MONGERING.

IF DISRUPTIVE ELEMENTS HAD BEEN AT WORK, AND AS YET THERE WAS NO HARD EVIDENCE OF THIS, IT WOULD HAVE BEEN CONFINED TO A VERY SMALL NUMBER OF INDIVIDUALS, THE SECRETARY SAID.

HE ADDED THAT HE WAS CERTAIN THAT THE VAST MAJORITY OF BCCHK DEPOSITORS HAD BEHAVED, AND WOULD CONTINUE TO BEHAVE IN A RESPONSIBLE, RESTRAINED AND DIGNIFIED MANNER.

WHILST MR NENDICK DID NOT FEEL ABLE TO APOLOGISE FOR HIS EARLIER REMARKS, HE SAID HE WAS CONCERNED AT THE WAY THESE REMARKS HAD BEEN DISTORTED IN SOME OF THE MEDIA REPORTS AND APOLOGISED ON THEIR BEHALF FOR THIS AND FOR THE CONSEQUENT PUBLIC REACTION, A PRESS RELEASE WAS ISSUED FOLLOWING THE MEETING.

IN ALL THE CIRCUMSTANCES, MR NENDICK FEELS THAT NO PURPOSE WOULD BE SERVED BY ANY FURTHER MEETING WITH DEPOSITORS AND HE HAS THEREFORE DECLINED TO MEET THEM THIS AFTERNOON. IF THERE ARE ANY FURTHER COMMENTS THEY WISH TO MAKE, THESE SHOULD BE PUT IN WRITING.

- - - - 0 - - - -

MONTHLY AIR QUALITY REPORT RELEASED
* * * * *

THE ENVIRONMENTAL PROTECTION DEPARTMENT (EPD) TODAY (MONDAY) RELEASED THE AIR QUALITY MEASUREMENTS OBTAINED IN THE MONTH OF JULY AT THE MONG KOK, CENTRAL/WESTERN AND KWAI CHUNG AIR QUALITY MONITORING STATIONS.

THIS IS THE FIRST ANNOUNCEMENT MADE AND SIMILAR ANNOUNCEMENT WILL BE MADE REGULARLY ON A MONTHLY BASIS.

AN EPD SPOKESMAN SAID THE PURPOSE OF THE ANNOUNCEMENT IS TO ENABLE THE PUBLIC TO KNOW THE MEASUREMENTS FOR TYPICAL LEVELS OF POLLUTANTS TO WHICH THE GENERAL POPULATION IN AN AREA IS EXPOSED.

/HE SAID

MONDAY, AUGUST 12, 1991

- 18 -

HE SAID OVER THE PAST FEW YEARS, THERE HAS BEEN AN INCREASING AWARENESS AMONG THE COMMUNITY ABOUT THE QUALITY OF THE ENVIRONMENT IT IS HAVING.

FOR EXAMPLE, THE PRIVATE SECTOR COMMITTEE ON THE ENVIRONMENT, WHICH SHOWED A KEEN CONCERN ON ENVIRONMENTAL PROTECTION ISSUES, HAS MADE CONSTRUCTIVE SUGGESTIONS RELATING TO THIS RELEASE.

THE MONTHLY ANNOUNCEMENT, IN THE FORM OF A ONE PAGE AIR QUALITY REPORT, ILLUSTRATES THE MONTHLY AVERAGE AND DAILY AVERAGE MEASUREMENTS OF THE FOUR POLLUTANTS AT THE THREE SELECTED MONITORING STATIONS.

CURRENTLY, A TOTAL OF 11 FIXED AIR MONITORING STATIONS ARE IN USE. THEY ARE LOCATED IN KWUN TONG, SHAM SHUI PO, TSIM SHA TSUI, CENTRAL/WESTERN, JUNK BAY, TSUEN WAN, KWAI CHUNG, HONG KONG SOUTH, TAI PO, MONG KOK AND SHA TIN.

THE SPOKESMAN SAID MEASUREMENTS OF THE MONG KOK, CENTRAL/WESTERN AND KWAI CHUNG AIR MONITORING STATIONS WERE RELEASED BECAUSE THESE REPRESENT THREE DIFFERENT TYPES OF SITUATIONS IN HONG KONG.

THE MONG KOK, CENTRAL/WESTERN AND KWAI CHUNG STATIONS REPRESENT RESPECTIVELY THE GROUND LEVEL, RESIDENTIAL/COMMERCIAL AND INDUSTRIAL SITUATIONS.

THE FOUR TYPES OF POLLUTANTS COVERED ARE SULPHUR DIOXIDE (SO₂), NITROGEN DIOXIDE (NO₂), TOTAL SUSPENDED PARTICULATES (TSP) AND RESPIRABLE SUSPENDED PARTICULATES (RSP).

SO₂ AND NO₂ ARE GASEOUS POLLUTANTS THAT MAINLY COME FROM COMBUSTION OF FUEL. TSP AND RSP ARE DUST PARTICLES OF DIFFERENT SIZES FLOATING IN THE AIR, WHICH USUALLY COME FROM DIESEL VEHICLE ENGINES, COMBUSTION PROCESSES, CONSTRUCTION ACTIVITIES AND MANUFACTURING PROCESSES.

COMMENTING ON AIR QUALITY MEASUREMENTS OBTAINED IN JULY, THE SPOKESMAN SAID MEASURED LEVELS AT THE MONG KOK STATION ARE RELATIVELY HIGHER THAN THOSE RECORDED AT THE OTHER TWO STATIONS.

THIS IS NOT UNUSUAL AS THE STATION IS LOCATED AT THE ROAD LEVEL TO MEASURE VEHICLE EMISSIONS, AND THE MEASURING EQUIPMENT WILL EASILY PICK UP AIR POLLUTANTS EMITTED FROM MOTOR VEHICLE ENGINES CLOSE BY.

IT IS ALSO PROBABLE THAT PARTICULATES ON THE ROAD GET RE-ENTRAINED INTO THE AIR BY THE MOVING TRAFFIC, AND THESE AIRBORNE PARTICULATES ARE COLLECTED BY THE TSP SAMPLER.

THE SPOKESMAN ADDED THAT NEVERTHELESS NO AIR POLLUTANT AT THE THREE STATIONS EXCEED THE RELEVANT DAILY AIR QUALITY OBJECTIVES IN JULY.

/HE ALSO

MONDAY, AUGUST 12, 1991

- 19 -

HE ALSO POINTED OUT THAT THE MISSING DATA AROUND JULY 23 WAS DUE TO THE SUSPENSION OPERATION OF THE STATIONS DURING TROPICAL CYCLONE BRENDAN, AND THE SHUTTING DOWN OF KWAI CHUNG STATION EARLIER ON JULY 20 FOR MAINTENANCE.

NOTE TO EDITORS:

FURTHER ENQUIRIES CAN BE DIRECTED TO THE PRINCIPAL ENVIRONMENTAL PROTECTION OFFICER, MR RAYMOND LEUNG, ON TEL. 835 1048.

/EXPLANATORY NOTES

Explanatory notes :

Air quality levels are reported in microgramme of a pollutant per cubic metre of air ($\mu\text{g}/\text{m}^3$).

In the figure showing monthly averages, the monthly means for July 1990 are also shown for comparison. No comparison is possible for figures of the Mong Kok station which only began operation in April 1991.

The daily Air quality Objectives for TSP, RSP, SO_2 and NO_2 are respectively $350 \mu\text{g}/\text{m}^3$, $150 \mu\text{g}^2/\text{m}^3$, $260^2 \mu\text{g}/\text{m}^3$ and $180 \mu\text{g}/\text{m}^3$. There is no monthly air quality objectives established for Hong Kong or elsewhere in the world.

Daily averages for TSP and RSP are measured and reported once every 3 to 6 days and measurements are illustrated as discrete points in the figures.

In the SO_2/NO_2 figures, daily variations are plotted as continuous lines. Broken lines indicate missing data or data not being validated.

/AIR QUALITY

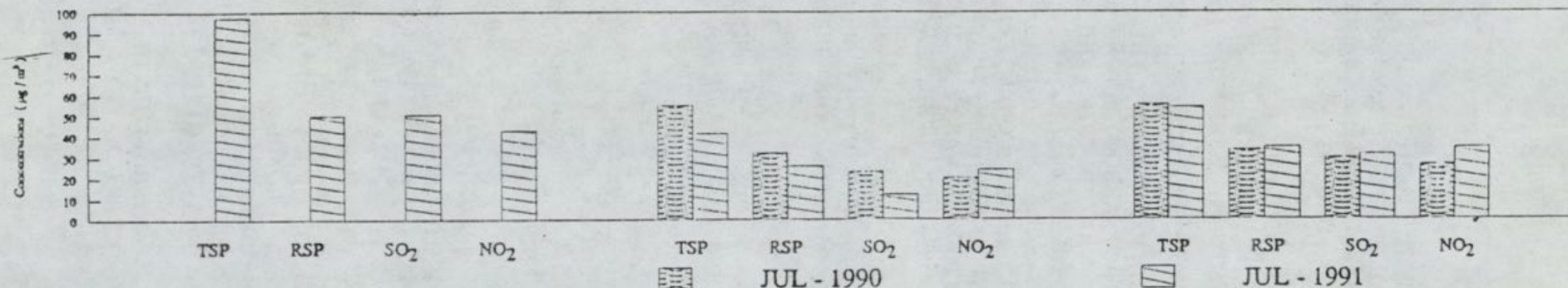
Air Quality Report JULY - 1991

Monthly Average ($\mu\text{g}/\text{m}^3$)

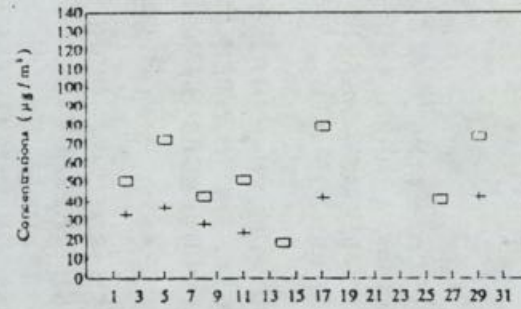
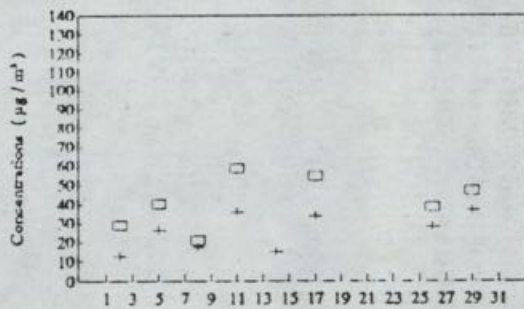
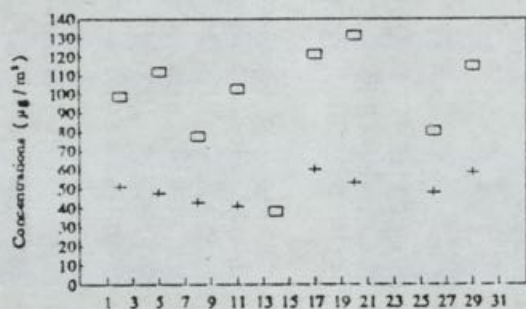
Mong Kok

Central / Western

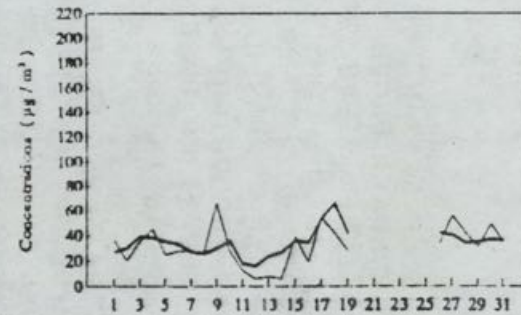
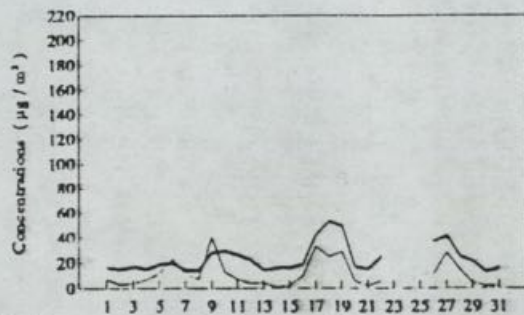
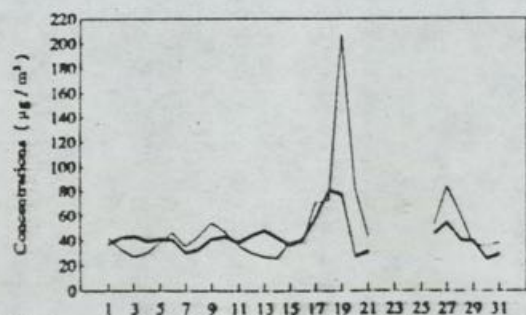
Kwai Chung



Daily Average ($\mu\text{g}/\text{m}^3$)



TSP □ Total Suspended Particulates, Daily AQO $260 \mu\text{g}/\text{m}^3$, act synergistically with other gaseous pollutants, respirable fraction has effects on health.
RSP + Respirable Suspended Particulates, Daily AQO $180 \mu\text{g}/\text{m}^3$, cause respiratory illness, reduce lung function and have cancer risk for certain particles.



SO₂ — Sulphur Dioxide, Daily AQO $350 \mu\text{g}/\text{m}^3$, causes respiratory illness, reduces lung function and increases mortality rate at high level.
NO₂ — Nitrogen Dioxide, Daily AQO $150 \mu\text{g}/\text{m}^3$, causes respiratory irritation, increases susceptibility to respiratory infection and impair lung development.

CONSULTATION ON LIVESTOCK WASTE CONTROL SCHEME
TO CLOSE ON AUGUST 15

* * * * *

A SPOKESMAN FOR THE PLANNING, ENVIRONMENT AND LANDS BRANCH TODAY (MONDAY) URGED LIVESTOCK FARMERS AND ORGANISATIONS CONCERNED TO FORWARD THEIR VIEWS ON THE LIVESTOCK WASTES CONTROL SCHEME AS SOON AS POSSIBLE AS THE CONSULTATION PERIOD WILL CLOSE ON AUGUST 15.

UNDER THE SCHEME, THE GOVERNMENT HAS PROPOSED A NUMBER OF MEASURES INCLUDING A NEW LICENSING SYSTEM FOR LIVESTOCK KEEPING TO REDUCE THE RISKS POSED BY OLD-FASHIONED LIVESTOCK KEEPING METHODS STILL IN USE IN HONG KONG.

SO FAR, WRITTEN SUBMISSIONS WERE RECEIVED FROM THE JOINT COMMITTEE OF AGRICULTURAL AND LIVESTOCK KEEPING ASSOCIATIONS WHICH REPRESENTED SEVERAL MAJOR FARMERS' UNION AND THE DUCKS AND GEESE BREEDERS ASSOCIATION PREPARATORY COMMITTEE AND INDIVIDUALS.

THE SPOKESMAN SAID THE GOVERNMENT HAD ALSO CONDUCTED WIDE PUBLIC CONSULTATION ON THE PROPOSALS IN THE PAST MONTHS WITH VARIOUS ESTABLISHED BODIES, INCLUDING THE LIVESTOCK WASTE DISPOSAL CONSULTATIVE COMMITTEE AND THE LIVESTOCK SUB-COMMITTEE OF THE ADVISORY COMMITTEE ON AGRICULTURE AND FISHERIES.

IN ADDITION, A SPECIAL MEETING HAD BEEN HELD WITH DUCK AND GOOSE FARMERS TO COLLECT THEIR VIEWS ON SIMILAR CONTROL ON DUCK AND GOOSE KEEPING, HE ADDED.

THE SPOKESMAN STRESSED THAT ALL VIEWS COLLECTED WOULD BE CONSOLIDATED AND SUBMITTED TO THE EXECUTIVE COUNCIL BEFORE A FINAL DECISION WAS MADE.

- - - - 0 - - - -

NEW TOWN DEVELOPMENT BENEFITS WHOLE OF HONG KONG

* * * * *

HONG KONG'S NEW TOWN DEVELOPMENT PROGRAMME IS PROBABLY ONE OF THE LARGEST AND MOST AMBITIOUS OF ITS KIND PLANNED BY ANY CITY IN THE WORLD, THE REGIONAL SECRETARY FOR THE NEW TERRITORIES, MR ALBERT LAM, SAID TODAY (MONDAY).

SPEAKING AT THE LUNCHEON OF THE ASSOCIATION OF YAN OI TONG DIRECTORS, MR LAM SAID THE HEAVY INVESTMENTS IN ROADS, COMMUNITY FACILITIES, AND OTHER INFRASTRUCTURAL WORKS IN CONNECTION WITH NEW TOWN DEVELOPMENT DID NOT ONLY BENEFIT PEOPLE RELOCATED FROM THE URBAN AREAS, BUT ALSO THE INDIGENOUS INHABITANTS OF THE NEW TERRITORIES.

APART FROM HOUSING AND ENVIRONMENTAL IMPROVEMENTS, THE PROGRAMME ALSO HELPED TO SUSTAIN AND CONTRIBUTE SIGNIFICANTLY TO THE ECONOMIC GROWTH OF HONG KONG, HE NOTED.

"THE MAJOR INVESTMENTS IN TRANSPORT LINKS PUT HONG KONG IN CLOSER AND MORE DIRECT CONTACT WITH GUANGDONG, WHERE SOME THREE MILLION CHINESE WORKERS ARE HELPING HONG KONG MANUFACTURERS WITH OUTWARD PROCESSING ACTIVITIES ALONG THE PEARL RIVER DELTA.

"THIS MUST BE CONDUCIVE TO THE FURTHER STRENGTHENING OF ECONOMIC CO-OPERATION BETWEEN HONG KONG AND CHINA," HE SAID.

TRACING THE HISTORY OF THE NEW TOWN DEVELOPMENT PROGRAMME, MR LAM NOTED THAT IT WAS FIRST STARTED IN THE MID-1960'S.

IT WAS ONLY LAUNCHED ON A FULL SCALE IN 1973 TO SYNCHRONIZE WITH THE GOVERNMENT'S 10-YEAR HOUSING PROGRAMME AIMED AT PROVIDING BETTER HOUSING AND IMPROVED ENVIRONMENT FOR TWO MILLION PEOPLE.

"SINCE THEN, THE PROGRAMME HAS BEEN ACTIVELY PURSUED AND SUBSTANTIALLY EXPANDED THROUGHOUT THE PAST 18 YEARS.

"IN 1973, THERE WERE ONLY 670,000 PEOPLE LIVING IN THE NEW TERRITORIES, REPRESENTING ABOUT 17 PER CENT OF THE THEN POPULATION IN HONG KONG.

"BUT TODAY, THE NEW TERRITORIES POPULATION HAS MORE THAN TREBLED TO 2.4 MILLION, REPRESENTING SOME 42 PER CENT OF THE TOTAL POPULATION," HE OBSERVED.

MR LAM SAID BY THE TURN OF THE CENTURY, THE POPULATION IN THE NEW TERRITORIES WOULD GROW TO OVER THREE MILLION.

HE POINTED OUT THAT FROM 1973 UP TO THE END OF 1990, THE GOVERNMENT HAD SPENT ALTOGETHER \$34 BILLION ON THE NEW TOWN DEVELOPMENT PROGRAMME, AND THIS FIGURE DID NOT INCLUDE THE COST OF LAND ACQUISITION AND PUBLIC HOUSING EXPENDITURE.

SO FAR, THE GOVERNMENT HAS PLANNED AND DEVELOPED EIGHT NEW TOWNS IN THE NEW TERRITORIES. THEY ARE TSUEN WAN (INCLUDING KWAI TSING), SHA TIN, TUEN MUN, TAI PO, FANLING (INCLUDING SHEUNG SHUI), YUEN LONG, TIN SHUI WAI AND TSEUNG KWAN O.

THE BUILD-UP AND LAYOUT OF A NEW TOWN, MR LAM SAID, FOLLOWED THE GUIDELINES PROVIDED IN THE OUTLINE DEVELOPMENT PLAN WHICH SETS OUT BROAD LAND USE PATTERNS AND MAJOR ROAD FRAMEWORK FOR DEVELOPMENT.

ON THE LATEST PROJECTS, HE MENTIONED THE DEVELOPMENT OF THE TIN SHUI WAI NEW TOWN, WHICH IS BUILT ON RECLAIMED LAND FROM FISH PONDS, WITH A PLANNED POPULATION OF 150,000.

"INITIAL DEVELOPMENT OF THIS NEW TOWN WILL BE CONFINED TO THE SOUTH OF THE NEWLY FORMED LAND, WHILE THE NORTHERN PART WILL BE RETAINED AS A LAND BANK FOR FURTHER INDUSTRIAL, HOUSING AND RECREATIONAL DEVELOPMENT IN THE FUTURE," HE SAID.

SUMMING UP, MR LAM SAID THIS MASSIVE NEW TOWN DEVELOPMENT PROGRAMME REQUIRES THE COMMITMENT OF, AND CONTINUED CO-OPERATION BETWEEN THE GOVERNMENT, THE PRIVATE SECTOR, THE RURAL ORGANISATIONS, AND THE RESIDENTS IN THE NEW TERRITORIES.

- 24 -

MR LAM STRESSED THAT THE CITY AND NEW TERRITORIES ADMINISTRATION AND DISTRICT OFFICERS IN THE NEW TERRITORIES WILL CONTINUE TO PLAY AN ACTIVE ROLE IN FACILITATING CLEARANCE AND PROMOTING BETTER UNDERSTANDING BETWEEN THE GOVERNMENT AND THE PUBLIC, AS WELL AS AN IMPORTANT CO-ORDINATING ROLE WHEN DEVELOPMENT REQUIREMENTS IMPINGE UPON THE LIFE OF A SETTLED VILLAGE COMMUNITY.

HE ALSO SAID AS PART OF THE PORT AND AIRPORT DEVELOPMENT STRATEGY, THE GOVERNMENT HAS PLANS TO ESTABLISH TWO MORE NEW TOWNS, NAMELY TUNG CHUNG AND TAI HO, ON NORTH LANTAU ISLAND.

- - - - 0 - - - -

ADMISSION TO COLLEGES OF EDUCATION CLOSES ON FRIDAY

* * * * *

SECONDARY 5 SCHOOL LEAVERS AND MATRICULANTS WISHING TO BECOME TEACHERS ARE REMINDED THAT THE APPLICATION FOR ADMISSION TO THE FOUR COLLEGES OF EDUCATION WILL CLOSE ON FRIDAY (AUGUST 16).

THE COLLEGES ARE THE GRANTHAM COLLEGE OF EDUCATION, SIR ROBERT BLACK COLLEGE OF EDUCATION, NORTHCOTE COLLEGE OF EDUCATION AND THE HONG KONG TECHNICAL TEACHERS' COLLEGE.

AN EDUCATION DEPARTMENT SPOKESMAN SAID SECONDARY 5 STUDENTS MEETING ENTRY REQUIREMENTS CAN APPLY FOR THE THREE-YEAR COURSE AND ADVANCED LEVEL STUDENTS, THE TWO-YEAR COURSE.

THE COURSES ARE DESIGNED TO PREPARE STUDENTS TO BECOME QUALIFIED TEACHERS TO TEACH GENERAL SUBJECTS AT PRIMARY LEVEL AND TWO ELECTIVE SUBJECTS UP TO SECONDARY 3 LEVEL.

"COURSES OFFERED AT THE HONG KONG TECHNICAL TEACHERS' COLLEGE ARE INTENDED TO PREPARE STUDENTS TO TEACH TECHNICAL OR COMMERCIAL SUBJECTS IN SECONDARY SCHOOLS," THE SPOKESMAN SAID.

APPLICATION FORMS CAN STILL BE OBTAINED AT THE FOUR COLLEGES AND AT THE EDUCATION DEPARTMENT HEADQUARTERS.

APPLICATIONS SHOULD BE SUBMITTED THROUGH SCHOOLS FOR THIS YEAR'S SCHOOL LEAVERS OR, FOR THOSE WHO HAD ALREADY LEFT SCHOOL BEFORE LAST SEPTEMBER, AT THE GRANTHAM COLLEGE OF EDUCATION AT 42 GASCOIGNE ROAD, KOWLOON.

- - - - 0 - - - -

SECONDARY 6 VACANCIES
* * * * *

STUDENTS WITH BASIC ADVANCED LEVEL QUALIFICATIONS MAY APPLY FOR SECONDARY 6 PLACES IN OTHER SCHOOLS BEFORE 5 PM TOMORROW (TUESDAY) WHEN THE NEW ADMISSION PROCEDURE WILL ENTER ITS FOURTH STAGE.

A SPOKESMAN FOR THE EDUCATION DEPARTMENT SAID THERE ARE STILL 88 VACANT SECONDARY 6 PLACES ON HONG KONG ISLAND, 160 IN KOWLOON AND 146 IN THE NEW TERRITORIES.

THESE COMPRISED 213 IN THE ARTS STREAM, 54 IN SCIENCE, AND TWO IN COMMERCE. IN ADDITION, THERE ARE 125 HIGHER LEVEL VACANCIES.

THE TAKE-UP RATE SO FAR IS 98 PER CENT OF THE TOTAL OF 19,400 PLACES AVAILABLE.

- - - - 0 - - - -

WATER STORAGE FIGURE
* * * * *

STORAGE IN HONG KONG'S RESERVOIRS AT 9 AM TODAY (MONDAY) STOOD AT 35.5 PER CENT OF CAPACITY OF 208.287 MILLION CUBIC METRES.

THIS TIME LAST YEAR THE RESERVOIRS CONTAINED 314.444 MILLION CUBIC METRES OF WATER, REPRESENTING 53.6 PER CENT OF CAPACITY.

- - - - 0 - - - -

HONG KONG GOVERNMENT EXCHANGE FUND
MONEY MARKET OPERATIONS
* * * * *

	DATE	\$ MILLION
	----	-----
CLOSING BALANCE IN THE ACCOUNT ON	10.8.91	800*
EFFECT OF FORWARDS TO BE SETTLED ON	12.8.91	-210
EFFECT OF OPERATIONS THIS MORNING		+ 10
EFFECT OF OPERATIONS THIS AFTERNOON		NEUTRAL

TRADE WEIGHTED INDEX 112.9 *-0.1* 12.8.91

* O/N ASST TO BE REVERSED -200MN
OTHER FORWARDS - 10MN

MONDAY, AUGUST 12, 1991

- 26 -

HONG KONG GOVERNMENT EXCHANGE FUND

CLOSING YIELDS OF EXCHANGE FUND BILLS

	12.8.91	9.8.91
MATURING IN 1 WEEK	4.88 PCT	5.15 PCT
1 MONTH	5.14 PCT	5.37 PCT
3 MONTHS	5.40 PCT	5.65 PCT
6 MONTHS	5.78 PCT	5.92 PCT
12 MONTHS	6.27 PCT	6.35 PCT
TOTAL BILLS TRANSFERRED	4,780 MN	6,441 MN

- - - - 0 - - - -